

ภาคผนวกที่ 4

เอกสารสอบเทียบความถูกต้องของเครื่องมือตรวจวัดคุณภาพสิ่งแวดล้อม

- 1) คุณภาพอากาศในบรรยากาศ
- 2) คุณภาพอากาศจากปล่อง
- 3) ระดับเสียง
- 4) คุณภาพน้ำ
- 5) คุณภาพอากาศในสถานประกอบการ
- 6) ระดับความร้อนในสถานประกอบการ

คุณภาพอากาศในบรรยากาศ



บริษัท เอส.พี.เอส. คอนซัลติ้ง เซอร์วิส จำกัด

S.P.S. CONSULTING SERVICE CO., LTD.

7 ซอยพหลโยธิน 24 ถนนพหลโยธิน แขวงจอมพล เขตจตุจักร กรุงเทพฯ 10900

7 Soi Phaholyothin 24, Phaholyothin Rd., Jompol, Chatuchak, Bangkok 10900

Tel : (662) 939-4370-72, Fax : (662) 513-4221, E-mail : sale@spscon.com, www.spscon.com

High Volume Air Sampler Calibration Report

Calibration Method : Multipoint Orifice Flow Transfer Standard

Model : TE 5025A

S/N : 3095

Calibration Data

High Volume Air Sampler Data		Calibration Data		
Recorder No.	Blower No.	Date	Actual Flowrate (ft ³ /min)	R ²
B01	B01	04/05/2022	$y = 1.313x - 9.642$	0.999
B02	B02	02/05/2022	$y = 1.062x + 2.593$	1.000
B03	B03	04/05/2022	$y = 1.045x + 0.757$	0.998
B04	B04	04/05/2022	$y = 1.161x - 3.677$	0.996
B05	B05	02/05/2022	$y = 1.218x - 6.416$	1.000
B06	B06	04/05/2022	$y = 1.235x - 6.768$	0.998
B07	B07	06/05/2022	$y = 1.178x - 5.564$	0.999
B08	B08	02/05/2022	$y = 1.222x - 6.991$	1.000
B09	B09	04/05/2022	$y = 1.240x - 6.649$	0.996
B10	B10	04/05/2022	$y = 1.091x + 0.142$	0.995
B11	B11	04/05/2022	$y = 1.120x - 2.107$	1.000
B12	B12	02/05/2022	$y = 1.102x - 1.916$	0.996
B13	B13	03/05/2022	$y = 1.187x - 5.240$	0.999
B14	B14	06/05/2022	$y = 1.290x - 9.276$	0.998
B15	B15	03/05/2022	$y = 1.093x - 0.919$	0.999
B16	B16	04/05/2022	$y = 1.223x - 6.745$	0.999
B17	B17	03/05/2022	$y = 1.172x - 3.414$	0.998
B18	B18	04/05/2022	$y = 1.259x - 8.700$	1.000
B19	B19	03/05/2022	$y = 1.307x - 10.268$	0.999
B20	B20	02/05/2022	$y = 1.232x - 7.260$	0.999
B21	B21	04/05/2022	$y = 1.209x - 7.461$	0.996
B22	B22	02/05/2022	$y = 1.239x - 7.827$	0.999
B23	B23	03/05/2022	$y = 1.227x - 6.159$	0.999
B24	B24	03/05/2022	$y = 1.075x - 0.925$	0.997
B25	B25	04/05/2022	$y = 0.997x + 2.795$	0.998
B26	B26	04/05/2022	$y = 1.185x - 5.015$	0.998
B27	B27	06/05/2022	$y = 1.148x - 5.099$	0.996
B28	B28	04/05/2022	$y = 1.221x - 6.454$	1.000
B29	B29	02/05/2022	$y = 1.181x - 5.705$	0.995
B30	B30	04/05/2022	$y = 1.136x - 3.406$	0.999
B31	B31	04/05/2022	$y = 1.114x - 1.568$	0.999
B32	B32	04/05/2022	$y = 1.249x - 6.749$	1.000
B33	B33	06/05/2022	$y = 1.195x - 4.397$	0.996
B34	B34	04/05/2022	$y = 1.222x - 7.759$	0.999

Calibrated by :

Phakhinai Khongkomnerd
(Mr. Phakhinai Khongkomnerd)

Approved by :

Peera Detudom
(Mr. Peera Detudom)



บริษัท เอส.พี.เอส. คอนซัลติ้ง เซอร์วิส จำกัด

S.P.S. CONSULTING SERVICE CO., LTD.

7 ซอยพหลโยธิน 24 ถนนพหลโยธิน แขวงจอมพล เขตจตุจักร กรุงเทพฯ 10900

7 Soi Phaholyothin 24, Phaholyothin Rd., Jompol, Chatuchak, Bangkok 10900

Tel : (662) 939-4370-72 Fax : (662) 513-4221 E-mail : sale@spscon.com, www.spscon.com

High Volume Air Sampler Calibration Report

Calibration Method : Multipoint Orifice Flow Transfer Standard

Model : TE 5025A

S/N : 3095

Calibration Data

High Volume Air Sampler Data		Calibration Data		
Recorder No.	Blower No.	Date	Actual Flowrate (ft ³ /min)	R ²
B35	B35	02/05/2022	$y = 1.345x - 12.323$	0.999
B36	B36	03/05/2022	$y = 1.154x - 4.565$	0.999
B37	B37	04/05/2022	$y = 1.139x - 2.122$	0.996
B38	B38	06/05/2022	$y = 1.126x - 2.401$	0.999
B39	B39	02/05/2022	$y = 1.188x - 5.455$	0.998
B40	B40	06/05/2022	$y = 1.156x - 3.823$	0.995
B41	B41	06/05/2022	$y = 1.187x - 6.052$	0.997
B42	B42	04/05/2022	$y = 1.063x + 0.537$	0.998
B43	B43	04/05/2022	$y = 1.258x - 9.645$	0.998
B44	B44	03/05/2022	$y = 1.252x - 9.964$	0.999
R01	R01	02/05/2022	$y = 1.220x - 6.992$	0.999
R02	R02	10/05/2022	$y = 1.121x - 3.616$	0.997
R03	R03	02/05/2022	$y = 1.161x - 5.046$	0.999
R04	R04	06/05/2022	$y = 1.115x - 1.773$	0.999
R05	R05	06/05/2022	$y = 1.217x - 7.663$	0.998
R06	R06	04/05/2022	$y = 1.245x - 8.155$	0.996
R07	R07	06/05/2022	$y = 1.042x + 1.155$	0.995
R08	R08	04/05/2022	$y = 1.220x - 6.674$	0.998
R09	R09	04/05/2022	$y = 1.192x - 5.710$	0.997
R10	R10	10/05/2022	$y = 1.209x - 6.199$	0.999
R11	R11	02/05/2022	$y = 1.101x - 2.414$	0.999
R12	R12	10/05/2022	$y = 1.209x - 6.618$	0.995
R13	R13	10/05/2022	$y = 1.158x - 3.923$	0.999
R14	R14	06/05/2022	$y = 1.128x - 2.065$	0.999
R15	R15	04/05/2022	$y = 1.014x + 2.496$	0.998
R16	R16	04/05/2022	$y = 1.159x - 5.442$	0.997
R17	R17	10/05/2022	$y = 1.203x - 5.717$	0.999
R18	R18	02/05/2022	$y = 1.325x - 12.252$	0.997
R19	R19	03/05/2022	$y = 1.246x - 7.147$	0.998
R20	R20	04/05/2022	$y = 1.230x - 7.354$	0.999

Calibrated by :

Phakhinai Khongkomnerd
(Mr. Phakhinai Khongkomnerd)

Approved by :

Peera Detudom
(Mr. Peera Detudom)



บริษัท เอส.พี.เอส. คอนซัลติ้ง เซอร์วิส จำกัด
S.P.S. CONSULTING SERVICE CO., LTD.
7 ซอยพหลโยธิน 24 ถนนพหลโยธิน แขวงจอมพล เขตจตุจักร กรุงเทพฯ 10900
7 Soi Phaholyothin 24, Phaholyothin Rd., Jompol, Chatuchak, Bangkok 10900
Tel : (662) 939-4370-72. Fax : (662) 513-4221. E-mail : sale@spscon.com, www.spscon.com

High Volume PM-10 Air Sampler Calibration Report

Calibration Method : Multipoint Orifice Flow Transfer Standard

Model : TE 5025A

S/N : 3095

Calibration Data

High Volume PM-10 Data		Calibration Data		
Recorder No.	Blower No.	Date	Actual Flowrate (ft ³ /min)	R ²
B01	B01	02/05/2022	$y = 1.171x - 0.211$	0.997
B02	B02	02/05/2022	$y = 0.960x + 5.104$	0.998
B03	B03	04/05/2022	$y = 1.214x - 5.211$	0.996
B04	B04	02/05/2022	$y = 1.310x - 9.479$	0.999
B05	B05	03/05/2022	$y = 1.202x - 5.734$	0.999
B06	B06	04/05/2022	$y = 1.241x - 7.631$	0.998
B07	B07	04/05/2022	$y = 1.186x - 4.480$	0.999
B08	B08	03/05/2022	$y = 1.322x - 8.634$	0.999
B09	B09	04/05/2022	$y = 1.219x - 5.756$	0.998
B10	B10	03/05/2022	$y = 1.234x - 7.417$	1.000
B11	B11	02/05/2022	$y = 1.260x - 7.479$	0.999
B12	B12	02/05/2022	$y = 1.225x - 5.900$	0.998
B13	B13	04/05/2022	$y = 1.326x - 10.711$	0.999
B14	B14	07/05/2022	$y = 1.197x - 3.534$	0.999
B15	B15	04/05/2022	$y = 1.096x - 0.244$	0.998
B16	B16	04/05/2022	$y = 1.209x - 1.612$	1.000
B17	B17	03/05/2022	$y = 1.198x - 3.075$	0.999
B18	B18	07/05/2022	$y = 1.159x - 2.421$	0.999
B19	B19	03/05/2022	$y = 1.053x + 1.562$	0.999
B20	B20	03/05/2022	$y = 1.206x - 6.147$	1.000
B21	B21	04/05/2022	$y = 1.156x - 0.999$	0.998
B22	B22	04/05/2022	$y = 1.293x - 8.368$	0.998
B23	B23	07/05/2022	$y = 1.149x - 2.644$	1.000
B24	B24	02/05/2022	$y = 1.250x - 7.392$	1.000
B25	B25	03/05/2022	$y = 1.131x - 2.476$	0.999
B26	B26	07/05/2022	$y = 1.154x + 1.978$	1.000
B27	B27	02/05/2022	$y = 1.278x - 8.984$	0.998
B28	B28	04/05/2022	$y = 1.093x - 0.217$	0.999
B29	B29	04/05/2022	$y = 1.280x - 9.168$	0.999
B30	B30	03/05/2022	$y = 1.290x - 8.822$	0.997
B31	B31	03/05/2022	$y = 1.116x - 0.814$	0.997
B32	B32	05/05/2022	$y = 1.156x - 3.473$	0.999
B33	B33	06/05/2022	$y = 1.254x - 8.880$	0.998
B34	B34	03/05/2022	$y = 1.157x - 1.629$	0.999

Calibrated by :

Phakhinai Khongkomnerd
(Mr. Phakhinai Khongkomnerd)

Approved by :

Peera Detudom
(Mr. Peera Detudom)



บริษัท เอส.พี.เอส. คอนซัลติ้ง เซอร์วิส จำกัด
S.P.S. CONSULTING SERVICE CO., LTD.
7 ซอยพหลโยธิน 24 ถนนพหลโยธิน แขวงจอมพล เขตจตุจักร กรุงเทพฯ 10900
7 Soi Phaholyothin 24, Phaholyothin Rd., Jompol, Chatuchak, Bangkok 10900
Tel : (662) 939-4370-72. Fax : (662) 513-4221. E-mail : sale@spscon.com.. www.spscon.com

High Volume PM-10 Air Sampler Calibration Report

Calibration Method : Multipoint Orifice Flow Transfer Standard

Model : TE 5025A

S/N : 3095

Calibration Data

High Volume PM-10 Data		Calibration Data		
Recorder No.	Blower No.	Date	Actual Flowrate (ft ³ /min)	R ²
R01	R01	06/05/2022	y = 1.220x-6.822	0.999
R02	R02	16/05/2022	y = 1.196x-6.112	0.998
R03	R03	04/05/2022	y = 1.172x-3.836	1.000
R04	R04	06/05/2022	y = 1.094x-1.025	0.998
R05	R05	06/05/2022	y = 1.118x-2.214	0.999
R06	R06	03/05/2022	y = 1.327x-9.050	0.999
R07	R07	10/05/2022	y = 1.123x-1.146	0.998
R08	R08	06/05/2022	y = 1.178x-4.322	0.998
R09	R09	06/05/2022	y = 1.182x-5.965	0.998
R10	R10	10/05/2022	y = 1.131x-2.385	0.997
R11	R11	03/05/2022	y = 1.275x-7.441	0.999
R12	R12	10/05/2022	y = 1.173x-4.483	0.997
R13	R13	10/05/2022	y = 1.230x-5.394	1.000
R14	R14	03/05/2022	y = 1.157x-2.812	0.998
R15	R15	03/05/2022	y = 1.242x-7.800	0.997
R16	R16	02/05/2022	y = 1.240x-6.268	0.999
R17	R17	10/05/2022	y = 1.183x-4.691	0.995
R18	R18	04/05/2022	y = 1.166x-3.714	0.999
R19	R19	04/05/2022	y = 1.239x-7.405	0.998
R20	R20	03/05/2022	y = 1.145x-4.137	0.999

Calibrated by :

Phakhinai Khongkomnerd
(Mr. Phakhinai Khongkomnerd)

Approved by :

Peera Detudom
(Mr. Peera Detudom)



บริษัท เอส.พี.เอส. คอนซัลติ้ง เซอร์วิส จำกัด

S.P.S. CONSULTING SERVICE CO., LTD.

7 ซอยพหลโยธิน 24 ถนนพหลโยธิน แขวงจอมพล เขตจตุจักร กรุงเทพฯ 10900

7 Soi Phaholyothin 24, Phaholyothin Rd., Jompol, Chatuchak, Bangkok 10900

Tel : (662) 939-4370-72, Fax : (662) 513-4221, E-mail : sale@spscon.com., www.spscon.com

CALIBRATION REPORT			
PM2.5 AIR SAMPLER (VERY SHARP CUT CYCLONE-VSCC)			
DATE :	17 February 2022	BRAND :	BGI
MODEL :	PQ200	SERIAL NO.	000927
NO.	PM2.5-B01		
CALIBRATING CONDITION			
Pressure	1011	mmbar	Temp. 24.5 °C
% RH	49		
Calibration Method : Dry Cal Primary Flowmeter		Model : Defender 510 H	S/N : 136164
CALIBRATION SETTING			
detaCal	PM2.5 AIR SAMPLER		
Flowrate Reading,L/min	Initial Flowrate Reading (Before Adj.),L/min	% Dif.	Final Flowrate Reading (After Adj.),L/min
16.70	16.62	0.479	16.70

Calibrated by : Phakhinai Khongkomnerd
(Mr.Phakhinai Khongkomnerd)

Approved by : Peera Detudom
(Mr.Peera Detudom)



บริษัท เอส.พี.เอส. คอนซัลติ้ง เซอร์วิส จำกัด

S.P.S. CONSULTING SERVICE CO., LTD.

7 ซอยพหลโยธิน 24 ถนนพหลโยธิน แขวงจอมพล เขตจตุจักร กรุงเทพฯ 10900

7 Soi Phaholyothin 24, Phaholyothin Rd., Jompol, Chatuchak, Bangkok 10900

Tel : (662) 939-4370-72, Fax : (662) 513-4221, E-mail : sale@spscon.com., www.spscon.com

CALIBRATION REPORT			
PM2.5 AIR SAMPLER (VERY SHARP CUT CYCLONE-VSCC)			
DATE :	17 February 2022	BRAND :	BGI
MODEL :		MODEL :	PQ200
NO.	PM2.5-B07	SERIAL NO.	152099 (VSCC)
CALIBRATING CONDITION			
Pressure	1011	mmbar	Temp. 24.5 °C
% RH	49		
Calibration Method : Dry Cal Primary Flowmeter		Model : Defender 510 H	S/N : 136164
CALIBRATION SETTING			
detaCal	PM2.5 AIR SAMPLER		
Flowrate Reading,L/min	Initial Flowrate Reading (Before Adj.),L/min	% Dif.	Final Flowrate Reading (After Adj.),L/min
16.70	16.64	0.359	16.70

Calibrated by : Phakhinai Khongkomnerd
(Mr.Phakhinai Khongkomnerd)

Approved by : Peera Detudom
(Mr.Peera Detudom)



บริษัท เอส.พี.เอส. คอนซัลติ้ง เซอร์วิส จำกัด
S.P.S. CONSULTING SERVICE CO., LTD.
 7 ซอยพหลโยธิน 24 ถนนพหลโยธิน แขวงจอมพล เขตจตุจักร กรุงเทพฯ 10900
 7 Soi Phaholyothin 24, Phaholyothin Rd., Jompol, Chatuchak, Bangkok 10900
 Tel : (662) 939-4370-72, Fax : (662) 513-4221, E-mail : sale@spscon.com., www.spscon.com

CALIBRATION REPORT			
PM2.5 AIR SAMPLER (VERY SHARP CUT CYCLONE-VSCC)			
DATE :	17 February 2022	BRAND :	BGI
		MODEL :	PQ200
NO.	PM2.5-B08	SERIAL NO.	159904 (VSCC)
CALIBRATING CONDITION			
Pressure	1011	mmbar	
Temp.	24.5	°C	
% RH	49		
Calibration Method : Dry Cal Primary Flowmeter		Model : Defender 510 H	S/N : 136164
CALIBRATION SETTING			
detaCal	PM2.5 AIR SAMPLER		
Flowrate Reading,L/min	Initial Flowrate Reading (Before Adj.),L/min	% Dif.	Final Flowrate Reading (After Adj.),L/min
16.70	16.63	0.419	16.70

Calibrated by : Phakhinai Khongkomnerd
 (Mr.Phakhinai Khongkomnerd)

Approved by : Peera Detudom
 (Mr.Peera Detudom)



บริษัท เอส.พี.เอส. คอนซัลติ้ง เซอร์วิส จำกัด

S.P.S. CONSULTING SERVICE CO., LTD.

7 ซอยพหลโยธิน 24 ถนนพหลโยธิน แขวงจอมพล เขตจตุจักร กรุงเทพฯ 10900

7 Soi Phaholyothin 24, Phaholyothin Rd., Jompol, Chatuchak, Bangkok 10900

Tel : (662) 939-4370-72, Fax : (662) 513-4221, E-mail : sale@spscon.com., www.spscon.com

CALIBRATION REPORT			
PM2.5 AIR SAMPLER (VERY SHARP CUT CYCLONE-VSCC)			
DATE :	17 February 2022	BRAND :	BGI
		MODEL :	PQ200
NO.	PM2.5-B09	SERIAL NO.	152125 (VSCC)
CALIBRATING CONDITION			
Pressure	1011	mmbar	Temp. 24.5 °C
		% RH	49
Calibration Method : Dry Cal Primary Flowmeter		Model : Defender 510 H	S/N : 136164
CALIBRATION SETTING			
detaCal	PM2.5 AIR SAMPLER		
Flowrate Reading,L/min	Initial Flowrate Reading (Before Adj.),L/min	% Dif.	Final Flowrate Reading (After Adj.),L/min
16.70	16.66	0.240	16.70

Calibrated by : Phakhinai Khongkomnerd
(Mr.Phakhinai Khongkomnerd)

Approved by : Peera Detudom
(Mr.Peera Detudom)



บริษัท เอส.พี.เอส. คอนซัลติ้ง เซอร์วิส จำกัด

S.P.S. CONSULTING SERVICE CO., LTD.

7 ซอยพหลโยธิน 24 ถนนพหลโยธิน แขวงจอมพล เขตจตุจักร กรุงเทพฯ 10900

7 Soi Phaholyothin 24, Phaholyothin Rd., Jompol, Chatuchak, Bangkok 10900

Tel : (662) 939-4370-72, Fax : (662) 513-4221, E-mail : sale@spscon.com., www.spscon.com

CALIBRATION REPORT			
PM2.5 AIR SAMPLER (VERY SHARP CUT CYCLONE-VSCC)			
DATE :	17 February 2022	BRAND :	BGI
MODEL :	PQ200	SERIAL NO.	164598 (VSCC)
NO.	PM2.5-B10		
CALIBRATING CONDITION			
Pressure	1011	mmbar	Temp. 24.5 °C
% RH	49		
Calibration Method : Dry Cal Primary Flowmeter		Model : Defender 510 H	S/N : 136164
CALIBRATION SETTING			
detaCal	PM2.5 AIR SAMPLER		
Flowrate Reading,L/min	Initial Flowrate Reading (Before Adj.),L/min	% Dif.	Final Flowrate Reading (After Adj.),L/min
16.70	16.64	0.359	16.70

Calibrated by : Phakhinai Khongkomnerd
(Mr.Phakhinai Khongkomnerd)

Approved by : Peera Detudom
(Mr.Peera Detudom)



บริษัท เอส.พี.เอส. คอนซัลติ้ง เซอร์วิส จำกัด
S.P.S. CONSULTING SERVICE CO., LTD.
7 ซอยพหลโยธิน 24 ถนนพหลโยธิน แขวงจอมพล เขตจตุจักร กรุงเทพฯ 10900
7 Soi Phaholyothin 24, Phaholyothin Rd., Jompol, Chatuchak, Bangkok 10900
Tel : (662) 939-4370-72, Fax : (662) 513-4221, E-mail : sale@spscon.com., www.spscon.com

Gas Sampler Box Calibration Report

Calibration Method : Dry Cal Primary Flowmeter

Model : Dry Cal DCL-ML

S/N : 136164


Calibration Data

Gas Sampler Data		Calibration Data					
No.	Rotameter	Date	Setting (Constant Flow) (ml/min)	Actual Flow Rate (ml/min)			
				Sampling Line A		Sampling Line B	
				Normal Condition	Standard Condition	Normal Condition	Standard Condition
B01	2 (A&B)	03/03/2022	200	200.5	199.0	200.4	199.0
B02	2 (A&B)	03/03/2022	200	200.3	198.9	200.5	199.1
B03	2 (A&B)	03/03/2022	200	200.5	199.1	200.5	199.0
B04	2 (A&B)	03/03/2022	200	200.4	198.9	200.6	199.2
B05	2 (A&B)	03/03/2022	200	200.5	199.1	200.5	199.1
B06	2 (A&B)	03/03/2022	200	200.6	199.2	200.4	199.0
B07	2 (A&B)	03/03/2022	200	200.5	199.0	200.5	199.1
B08	2 (A&B)	03/03/2022	200	200.5	199.1	200.5	199.0
B09	2 (A&B)	03/03/2022	200	200.6	199.2	200.5	199.1
B10	2 (A&B)	03/03/2022	200	200.4	198.9	200.5	199.0
B11	2 (A&B)	03/03/2022	200	200.6	199.2	200.6	199.1
B12	2 (A&B)	03/03/2022	200	200.5	199.1	200.6	199.2
B13	2 (A&B)	03/03/2022	200	200.5	199.1	200.5	199.1
B14	2 (A&B)	03/03/2022	200	200.6	199.1	200.6	199.2
B15	2 (A&B)	03/03/2022	200	200.6	199.1	200.5	199.0
B16	2 (A&B)	03/03/2022	200	200.4	199.0	200.5	199.1
B17	2 (A&B)	03/03/2022	200	200.5	199.0	200.5	199.1

Calibrated by :

Phakhinai Khongkomnerd
(Mr. Phakhinai Khongkomnerd)

Approved by :


(Mr. Peera Detudom)



บริษัท เอส.พี.เอส. คอนซัลติ้ง เซอร์วิส จำกัด
S.P.S. CONSULTING SERVICE CO., LTD.
7 ซอยพหลโยธิน 24 ถนนพหลโยธิน แขวงจอมพล เขตจตุจักร กรุงเทพฯ 10900
7 Soi Phaholyothin 24, Phaholyothin Rd., Jompol, Chatuchak, Bangkok 10900
Tel : (662) 939-4370-72. Fax : (662) 513-4221. E-mail : sale@spscon.com. www.spscon.com

CALIBRATION REPORT					
SO ₂ FLUORESCENT ANALYZER					
DATE :	17 February 2022	BRAND :	API	MODEL :	100A
NO.	SO ₂ -B01	SERIAL NO.	1749		
Calibrator (Dilution System)					
Brand	: API		Model	: 700	
Last Cal. Date	: 05 August 2021		Serial No.	: 911	
Reference Standard Gas					
Standard Gas	: Sulphur Dioxide (SO ₂)		Cylinder No.	: A00814SK	
Certified Date	: 21 June 2021	Expired Date	: 21 June 2029	Cylinder Conc.	: 50.0 ppm
CALIBRATING CONDITION					
Pressure	1011	mmbar	Temp.	24.6	°C
% RH	49				
CALIBRATION SETTING					
Span	Initial Reading (Before Adj.),PPB			Final Reading (After Adj.),PPB	
Set Point	Expected Concentration	Analyzer Response	%Dif	Analyzer Response	Slope
Zero	0	0.10	-	0	-
SO ₂ Span	400.0	400.2	0.050	400.0	1.012
API Model 100A SO ₂ Analyzer Check list					
Test Values	Observed Value	Units	Nominal Range		
RANGE	500	PPB	0-500		
SAMPLE PRESS	28.5	in-Hg	25-35		
SAMPLE FLOW	654	cc/min	650 ± 10%		
PMT	103.2	mV	-20-150 with Zero Air		
UV LAMP	2995.4	mV	1000-4900		
STR. LGT	61.3	PPB	<100		
DRK PMT	62.9	mV	-50 - 200		
DRK LMP	57.7	mV	-50 - 200		
HVPS	672	V	550-900 constant		
DCPS	2520	mV	2500 ± 200		
RCELL TEMP	50.4	°C	50 ± 1		
BOX TEMP	29.2	°C	5-40		
PMT TEMP	7.0	°C	7 ± 2.0		
SO ₂ Span Conc	400	PPB	20-20,000		
SO ₂ Slope	1.012	-	1.0 ± 0.3		
SO ₂ Offset	22.2	mV	<250		
Stability at Zero	0.1	PPB	<0.2		
Stability at Span	0.2	PPB	0.5% of reading (above 50 ppb)		

Calibrated by :

Phakhinai Khongkomnerd
(Mr.Phakhinai Khongkomnerd)

Approved by :

Peera Detudom
(Mr.Peera Detudom)



บริษัท เอส.พี.เอส. คอนซัลติ้ง เซอร์วิส จำกัด
S.P.S. CONSULTING SERVICE CO., LTD.
7 ซอยพหลโยธิน 24 ถนนพหลโยธิน แขวงจตุจักร เขตจตุจักร กรุงเทพฯ 10900
7 Soi Phaholyothin 24, Phaholyothin Rd., Jompol, Chatuchak, Bangkok 10900
Tel : (662) 939-4370-72 Fax : (662) 513-4221 E-mail : sale@spscon.com, www.spscon.com

CALIBRATION REPORT

SO₂ FLUORESCENT ANALYZER

DATE : 17 February 2022

BRAND : API

MODEL : 100E

NO. SO₂-B04

SERIAL NO. 3159

Calibrator (Dilution System)

Brand : API

Model : 700

Last Cal. Date : 05 August 2021

Serial No. : 911

Reference Standard Gas

Standard Gas : Sulphur Dioxide (SO₂)

Cylinder No. : A00814SK

Certified Date : 21 June 2021

Expired Date : 21 June 2029

Cylinder Conc. : 50.0 ppm

Pressure 1011

mmbar

Temp. 24.6

°C

% RH

49

CALIBRATION SETTING

Span	Initial Reading (Before Adj.), PPB			Final Reading (After Adj.), PPB	
Set Point	Expected Concentration	Analyzer Response	% Dif	Analyzer Response	Slope
Zero	0	0.11	-	0	-
SO ₂ Span	400.0	399.7	-0.075	400.0	1.005

API Model 100E SO₂ Analyzer Check list

Test Values	Observed Value	Units	Nominal Range
RANGE	500	PPB	0-500
SAMPLE PRESS	28.3	in-Hg	25-35
SAMPLE FLOW	657	cc/min	650 ± 10%
PMT	103.0	mV	-20-150 with Zero Air
UV LAMP	3079.5	mV	1000-4900
STR. LGT	61.9	PPB	<100
DRK PMT	63.5	mV	-50 - 200
DRK LMP	58.2	mV	-50 - 200
HVPS	675	V	550-900 constant
DCPS	2516	mV	2500 ± 200
RCELL TEMP	50.1	°C	50 ± 1
BOX TEMP	29.3	°C	5-40
PMT TEMP	7.4	°C	7 ± 2.0
SO ₂ Span Conc	400	PPB	20-20,000
SO ₂ Slope	1.005	-	1.0 ± 0.3
SO ₂ Offset	22.1	mV	<250
Stability at Zero	0.1	PPB	<0.2
Stability at Span	0.2	PPB	0.5% of reading (above 50 pph)

Calibrated by :

Phakhinai Khongkomnerd
(Mr. Phakhinai Khongkomnerd)

Approved by :

Peera Detudom
(Mr. Peera Detudom)



บริษัท เอส.พี.เอส. คอนซัลติ้ง เซอร์วิส จำกัด
S.P.S. CONSULTING SERVICE CO., LTD.
7 ซอยพหลโยธิน 24 ถนนพหลโยธิน แขวงจอมพล เขตจตุจักร กรุงเทพฯ 10900
7 Soi Phaholyothin 24, Phaholyothin Rd., Jompol, Chatuchak, Bangkok 10900
Tel : (662) 939-4370-72 Fax : (662) 513-4221 E-mail : sale@spscon.com www.spscon.com

CALIBRATION REPORT

SO₂ FLUORESCENT ANALYZER

DATE : 17 February 2022

BRAND : API

MODEL : 100E

NO. SO₂-B07

SERIAL NO. 1706

Calibrator (Dilution System)

Brand : API Model : 700
Last Cal. Date : 05 August 2021 Serial No. : 911

Reference Standard Gas

Standard Gas : Sulphur Dioxide (SO₂) Cylinder No. : A00814SK
Certified Date : 21 June 2021 Expired Date : 21 June 2029 Cylinder Conc. : 50.0 ppm

CALIBRATING CONDITION

Pressure 1011 mmbar Temp. 24.6 °C % RH 49


CALIBRATION SETTING

Span	Initial Reading (Before Adj.), PPB			Final Reading (After Adj.), PPB	
	Expected Concentration	Analyzer Response	% Dif	Analyzer Response	Slope
Zero	0	0.10	-	0	-
SO ₂ Span	400.0	399.6	-0.100	400.0	1.003

API Model 100E SO₂ Analyzer Check list

Test Values	Observed Value	Units	Nominal Range
RANGE	500	PPB	0-500
SAMPLE PRESS	28.4	in-Hg	25-35
SAMPLE FLOW	655	cc/min	650 ± 10%
PMT	103.1	mV	-20-150 with Zero Air
UV LAMP	3004.8	mV	1000-4900
STR. LGT	61.7	PPB	<100
DRK PMT	63.3	mV	-50 - 200
DRK LMP	58.1	mV	-50 - 200
HVPS	670	V	550-900 constant
DCPS	2515	mV	2500 ± 200
RCELL TEMP	50.0	°C	50 ± 1
BOX TEMP	28.8	°C	5-40
PMT TEMP	7.1	°C	7 ± 2.0
SO ₂ Span Conc	400	PPB	20-20,000
SO ₂ Slope	1.003	-	1.0 ± 0.3
SO ₂ Offset	21.7	mV	<250
Stability at Zero	0.1	PPB	<0.2
Stability at Span	0.2	PPB	0.5% of reading (above 50 ppb)

Calibrated by : Phakhinai Khongkomnerd
(Mr. Phakhinai Khongkomnerd)

Approved by : 
(Mr. Peera Detudom)



บริษัท เอส.พี.เอส. คอนซัลติ้ง เซอร์วิส จำกัด

S.P.S. CONSULTING SERVICE CO., LTD.

7 ซอยพหลโยธิน 24 ถนนพหลโยธิน แขวงจอมพล เขตจตุจักร กรุงเทพฯ 10900

7 Soi Phaholyothin 24, Phaholyothin Rd., Jompol, Chatuchak, Bangkok 10900

Tel : (662) 939-4370-72 Fax : (662) 513-4221 E-mail : sale@spscon.com , www.spscon.com

CALIBRATION REPORT

SO₂ FLUORESCENT ANALYZER

DATE : 17 February 2022

BRAND : TELEDYNE

MODEL : TML-50

NO. SO₂-B11

SERIAL NO. SO2187

Calibrator (Dilution System)

Brand : API

Model : 700

Last Cal. Date : 05 August 2021

Serial No. : 911

Reference Standard Gas

Standard Gas : Sulphur Dioxide (SO₂)

Cylinder No. : A00814SK

Certified Date : 21 June 2021

Expired Date : 21 June 2029

Cylinder Conc. : 50.0 ppm

CALIBRATING CONDITION

Pressure 1011 mmbar

Temp. 24.6 °C

% RH 49

CALIBRATION SETTING

Span	Initial Reading (Before Adj.),PPB			Final Reading (After Adj.),PPB	
	Expected Concentration	Analyzer Response	%Dif	Analyzer Response	Slope
Zero	0	-0.10	-	0	-
SO ₂ Span	400.0	400.4	0.100	400.0	1.015

API Model TML-50 SO₂ Analyzer Check list

Test Values	Observed Value	Units	Nominal Range
RANGE	500	PPB	0-500
SAMPLE PRESS	28.7	in-Hg	25-35
SAMPLE FLOW	653	cc/min	650 ± 10%
PMT	102.9	mV	-20-150 with Zero Air
UV LAMP	3070.2	mV	1000-4900
STR. LGT	61.6	PPB	<100
DRK PMT	63.1	mV	-50 - 200
DRK LMP	57.8	mV	-50 - 200
HVPS	669	V	550-900 constant
DCPS	2523	mV	2500 ± 200
RCELL TEMP	50.3	°C	50 ± 1
BOX TEMP	29.1	°C	5-40
PMT TEMP	7.2	°C	7 ± 2.0
SO ₂ Span Conc	400	PPB	20-20,000
SO ₂ Slope	1.015	-	1.0 ± 0.3
SO ₂ Offset	21.8	mV	<250
Stability at Zero	0.1	PPB	<0.2
Stability at Span	0.2	PPB	0.5% of reading (above 50 ppb)

Calibrated by :

Phakhinai Khongkomnerd
(Mr.Phakhinai Khongkomnerd)

Approved by :

Peera Detudom
(Mr.Peera Detudom)



บริษัท เอส.พี.เอส. คอนซัลติ้ง เซอร์วิส จำกัด
S.P.S. CONSULTING SERVICE CO., LTD.
7 ซอยพหลโยธิน 24 ถนนพหลโยธิน แขวงจอมพล เขตจตุจักร กรุงเทพฯ 10900
7 Soi Phaholyothin 24, Phaholyothin Rd., Jompol, Chatuchak, Bangkok 10900
Tel : (662) 939-4370-72. Fax : (662) 513-4221. E-mail : sale@spscon.com. www.spscon.com

CALIBRATION REPORT

SO₂ FLUORESCENT ANALYZER

DATE : 17 February 2022

BRAND : API

MODEL : 100E

NO. SO₂-R01

SERIAL NO. 3415

Calibrator (Dilution System)

Brand : API

Model : 700

Last Cal. Date : 05 August 2021

Serial No. : 911

Reference Standard Gas

Standard Gas : Sulphur Dioxide (SO₂)

Cylinder No. : A00814SK

Certified Date : 21 June 2021

Expired Date : 21 June 2029

Cylinder Conc. : 50.0 ppm

CALIBRATING CONDITION

Pressure 1011 mmbar

Temp. 24.6 °C

% RH 49

CALIBRATION SETTING

Span Set Point	Initial Reading (Before Adj.),PPB			Final Reading (After Adj.),PPB	
	Expected Concentration	Analyzer Response	%Dif	Analyzer Response	Slope
Zero	0	-0.10	-	0	-
SO ₂ Span	400.0	399.7	-0.075	400.0	1.006

API Model 100E SO₂ Analyzer Check list

Test Values	Observed Value	Units	Nominal Range
RANGE	500	PPB	0-500
SAMPLE PRESS	28.5	in-Hg	25-35
SAMPLE FLOW	658	cc/min	650 ± 10%
PMT	103.2	mV	-20-150 with Zero Air
UV LAMP	3034.7	mV	1000-4900
STR. LGT	61.5	PPB	<100
DRK PMT	63.3	mV	-50 - 200
DRK LMP	57.9	mV	-50 - 200
HVPS	673	V	550-900 constant
DCPS	2527	mV	2500 ± 200
RCELL TEMP	50.3	°C	50 ± 1
BOX TEMP	29.1	°C	5-40
PMT TEMP	7.0	°C	7 ± 2.0
SO ₂ Span Conc	400	PPB	20-20,000
SO ₂ Slope	1.006	-	1.0 ± 0.3
SO ₂ Offset	21.6	mV	<250
Stability at Zero	0.1	PPB	<0.2
Stability at Span	0.2	PPB	0.5% of reading (above 50 ppb)

Calibrated by :

Phakhirai Khongkomnerd
(Mr.Phakhirai Khongkomnerd)

Approved by :

Peera Detudom
(Mr.Peera Detudom)



บริษัท เอส.พี.เอส. คอนซัลติ้ง เซอร์วิส จำกัด
S.P.S. CONSULTING SERVICE CO., LTD.
7 ซอยพหลโยธิน 24 ถนนพหลโยธิน แขวงจตุจักร เขตจตุจักร กรุงเทพฯ 10900
7 Soi Phaholyothin 24, Phaholyothin Rd., Jompoi, Chatuchak, Bangkok 10900
Tel : (662) 939-4370-72, Fax : (662) 513-4221, E-mail : sale@spscon.com, www.spscon.com

CALIBRATION REPORT					
CHEMILUMINESCENT NO / NO ₂ / NO _x ANALYZER					
DATE :	17 February 2022	BRAND :	API	MODEL :	200E
NO.	NOX-B07	SERIAL NO.	4338		
Calibrator (Dilution System)					
Brand	: API			Model	: 700
Last Cal. Date	: 05 August 2021			Serial No.	: 911
Reference Standard Gas					
Standard Gas	: Nitric Oxide (NO)			Cylinder No.	: A00917SK
Certified Date	: 01 June 2020	Expired Date	: 01 June 2022	Cylinder Conc.	: 49.9 ppm
CALIBRATING CONDITION					
Pressure	1011	mmbar	Temp.	24.6	°C
			% RH	49	
CALIBRATION SETTING					
Span	Initial Reading (Before Adj.),PPB			Final Reading (After Adj.),PPB	
Set Point	Expected Concentration	Analyzer Response	%Dif	Analyzer Response	Slope
Zero	0	-0.10	-	0	-
NO Span	400	399.7	-0.075	400.0	1.003
NO _x Span	400	400.2	0.050	400.0	1.007
API Model 200E NO _x Analyzer Check List					
Test Values	Observed Value	Units	Nominal Range		
RANGE	500	PPB	500 standard		
STABILITY (Zero Gas)	0.1	PPB	< 2 with zero air		
SAMPLE FLOW	511	cc/min	500 ± 50		
OZONE FLOW	79	cc/min	80 ± 15		
PMT	103.2	mV	-20 - 150		
AZERO	94.1	mV	-20 - 150		
HVPS	669	V	420 - 900 constant		
RCELL TEMP	50.4	°C	50 ± 1		
BOX TEMP	29.3	°C	8 - 48		
PMT TEMP	7.1	°C	7 ± 2		
MOLY TEMP	315.2	°C	315 ± 5		
RCELL PRESS	8.4	IN-Hg-A	2 - 10 constant		
SAMPLE PRESS	28.6	IN-Hg-A	25 - 30 constant		
NO Span Conc	400	PPB	20 - 20,000		
NO _x Span Conc	400	PPB	20 - 20,000		
NO Slope	1.003	-	1.0 ± 0.3		
NO _x Slope	1.007	-	1.0 ± 0.3		
NO Offset	1.1	mV	-20 to +150		
NO _x Offset	0.7	mV	-20 to 150		
Stability at Zero	0.1	PPB	< 0.2		
Stability at Span	0.2	PPB	< 2 ppb @ 400 ppb span gas		

Calibrated by :

Phakhinai Khongkomherd
(Mr.Phakhinai Khongkomherd)

Approved by :

Peera Detudom
(Mr.Peera Detudom)



บริษัท เอส.พี.เอส. คอนซัลติ้ง เซอร์วิส จำกัด
S.P.S. CONSULTING SERVICE CO., LTD.
7 ซอยพหลโยธิน 24 ถนนพหลโยธิน แขวงจอมพล เขตจตุจักร กรุงเทพฯ 10900
7 Soi Phaholyothin 24, Phaholyothin Rd., Jompol, Chatchak, Bangkok 10900
Tel : (662) 939-4370-72 Fax : (662) 513-4221 E-mail : sale@spscon.com, www.spscon.com

CALIBRATION REPORT

CHEMILUMINESCENT NO / NO₂ / NO_x ANALYZER

DATE : 17 February 2022

BRAND : API

MODEL : 200E

NO. NOX-B09

SERIAL NO. 4412

Calibrator (Dilution System)

Brand : API

Model : 700

Last Cal. Date : 05 August 2021

Serial No. : 911

Reference Standard Gas

Standard Gas : Nitric Oxide (NO)

Cylinder No. : A00917SK

Certified Date : 01 June 2020

Expired Date : 01 June 2022

Cylinder Conc. : 49.9 ppm

CALIBRATING CONDITION

Pressure 1011 mmbar

Temp. 24.6 °C

% RH 49

CALIBRATION SETTING

Span	Initial Reading (Before Adj.), PPB			Final Reading (After Adj.), PPB	
	Expected Concentration	Analyzer Response	% Dif	Analyzer Response	Slope
Zero	0	0.10	-	0	-
NO Span	400	400.2	0.050	400.0	1.007
NO _x Span	400	400.3	0.075	400.0	1.011

API Model 200E NO_x Analyzer Check List

Test Values	Observed Value	Units	Nominal Range
RANGE	500	PPB	500 standard
STABILITY (Zero Gas)	0.1	PPB	< 2 with zero air
SAMPLE FLOW	512	cc/min	500 ± 50
OZONE FLOW	79	cc/min	80 ± 15
PMT	103.0	mV	-20 - 150
AZERO	93.8	mV	-20 - 150
HVPS	673	V	420 - 900 constant
RCELL TEMP	50.2	°C	50 ± 1
BOX TEMP	29.5	°C	8 - 48
PMT TEMP	7.4	°C	7 ± 2
MOLY TEMP	315.3	°C	315 ± 5
RCELL PRESS	8.2	IN-Hg-A	2 - 10 constant
SAMPLE PRESS	28.4	IN-Hg-A	25 - 30 constant
NO Span Conc	400	PPB	20 - 20,000
NO _x Span Conc	400	PPB	20 - 20,000
NO Slope	1.007	-	1.0 ± 0.3
NO _x Slope	1.011	-	1.0 ± 0.3
NO Offset	1.5	mV	-20 to +150
NO _x Offset	0.9	mV	-20 to 150
Stability at Zero	0.1	PPB	< 0.2
Stability at Span	0.2	PPB	< 2 ppb @ 400 ppb span gas

Calibrated by :

Phakhinai Khongkomnerd
(Mr. Phakhinai Khongkomnerd)

Approved by :

Peera Detudom
(Mr. Peera Detudom)



บริษัท เอส.พี.เอส. คอนซัลติ้ง เซอร์วิส จำกัด
S.P.S. CONSULTING SERVICE CO., LTD.
7 ซอยพหลโยธิน 24 ถนนพหลโยธิน แขวงจตุจักร กรุงเทพฯ 10900
7 Soi Phaholyothin 24, Phaholyothin Rd., Jompoli, Chatuchak, Bangkok 10900
Tel : (662) 939-4370-72 Fax : (662) 513-4221 E-mail : sale@spscon.com, www.spscon.com

CALIBRATION REPORT

CHEMILUMINESCENT NO / NO₂ / NO_x ANALYZER

DATE : 17 February 2022

BRAND : API

MODEL : 200A

NO. NOX-B12

SERIAL NO. 2675

Calibrator (Dilution System)

Brand : API

Model : 700

Last Cal. Date : 05 August 2021

Serial No. : 911

Reference Standard Gas

Standard Gas : Nitric Oxide (NO)

Cylinder No. : A00917SK

Certified Date : 01 June 2020

Expired Date : 01 June 2022

Cylinder Conc. : 49.9 ppm

CALIBRATING CONDITION

Pressure 1011 mmbar

Temp. 24.6 °C

% RH 49

CALIBRATION SETTING

Span Set Point	Initial Reading (Before Adj.), PPB			Final Reading (After Adj.), PPB	
	Expected Concentration	Analyzer Response	%Dif	Analyzer Response	Slope
Zero	0	0.11	-	0	-
NO Span	400	400.2	0.050	400.0	1.008
NO _x Span	400	400.4	0.100	400.0	1.013

API Model 200A NO_x Analyzer Check List

Test Values	Observed Value	Units	Nominal Range
RANGE	500	PPB	500 standard
STABILITY (Zero Gas)	0.1	PPB	< 2 with zero air
SAMPLE FLOW	507	cc/min	500 ± 50
OZONE FLOW	78	cc/min	80 ± 15
PMT	102.9	mV	-20 - 150
AZERO	93.7	mV	-20 - 150
HVPS	669	V	420 - 900 constant
RCELL TEMP	50.0	°C	50 ± 1
BOX TEMP	28.8	°C	8 - 48
PMT TEMP	7.1	°C	7 ± 2
MOLY TEMP	314.7	°C	315 ± 5
RCELL PRESS	8.3	IN-Hg-A	2 - 10 constant
SAMPLE PRESS	28.4	IN-Hg-A	25 - 30 constant
NO Span Conc	400	PPB	20 - 20,000
NO _x Span Conc	400	PPB	20 - 20,000
NO Slope	1.008	-	1.0 ± 0.3
NO _x Slope	1.013	-	1.0 ± 0.3
NO Offset	1.6	mV	-20 to +150
NO _x Offset	1.0	mV	-20 to 150
Stability at Zero	0.1	PPB	< 0.2
Stability at Span	0.2	PPB	< 2 ppb @ 400 ppb span gas

Calibrated by

Phakhinai Khongkornnerd
(Mr. Phakhinai Khongkornnerd)

Approved by

Peera Detudom
(Mr. Peera Detudom)



บริษัท เอส.พี.เอส. คอนซัลติ้ง เซอร์วิส จำกัด
S.P.S. CONSULTING SERVICE CO., LTD.
7 ซอยพหลโยธิน 24 ถนนพหลโยธิน แขวงจอมพล เขตจตุจักร กรุงเทพฯ 10900
7 Soi Phaholyothin 24, Phaholyothin Rd., Jompol, Chatuchak, Bangkok 10900
Tel : (662) 939-4370-72 Fax : (662) 513-4221 E-mail : sale@spscon.com, www.spscon.com

CALIBRATION REPORT

CHEMILUMINESCENT NO / NO₂ / NO_x ANALYZER

DATE : 17 February 2022

BRAND : API

MODEL : 200A

NO. NOX-B15

SERIAL NO. 213

Calibrator (Dilution System)

Brand : API

Model : 700

Last Cal. Date : 05 August 2021

Serial No. : 911

Reference Standard Gas

Standard Gas : Nitric Oxide (NO)

Cylinder No. : A00917SK

Certified Date : 01 June 2020

Expired Date : 01 June 2022

Cylinder Conc. : 49.9 ppm

CALIBRATING CONDITION

Pressure 1011 mmbar

Temp. 24.6 °C

% RH 49

CALIBRATION SETTING

Span Set Point	Initial Reading (Before Adj.), PPB			Final Reading (After Adj.), PPB	
	Expected Concentration	Analyzer Response	%Dif	Analyzer Response	Slope
Zero	0	-0.10	-	0	-
NO Span	400	399.5	-0.125	400.0	0.999
NO _x Span	400	399.8	-0.050	400.0	1.004

API Model 200A NO_x Analyzer Check List

Test Values	Observed Value	Units	Nominal Range
RANGE	500	PPB	500 standard
STABILITY (Zero Gas)	0.1	PPB	< 2 with zero air
SAMPLE FLOW	510	cc/min	500 ± 50
OZONE FLOW	79	cc/min	80 ± 15
PMT	103.3	mV	-20 - 150
AZERO	94.2	mV	-20 - 150
HVPS	674	V	420 - 900 constant
RCELL TEMP	50.5	°C	50 ± 1
BOX TEMP	29.3	°C	8 - 48
PMT TEMP	7.4	°C	7 ± 2
MOLY TEMP	314.8	°C	315 ± 5
RCELL PRESS	8.2	IN-Hg-A	2 - 10 constant
SAMPLE PRESS	28.5	IN-Hg-A	25 - 30 constant
NO Span Conc	400	PPB	20 - 20,000
NO _x Span Conc	400	PPB	20 - 20,000
NO Slope	0.999	-	1.0 ± 0.3
NO _x Slope	1.004	-	1.0 ± 0.3
NO Offset	1.0	mV	-20 to +150
NO _x Offset	0.6	mV	-20 to 150
Stability at Zero	0.1	PPB	< 0.2
Stability at Span	0.2	PPB	< 2 ppb @ 400 ppb span gas

Calibrated by :

Phakhinai Khongkomnerd
(Mr. Phakhinai Khongkomnerd)

Approved by :

Peera Detudom
(Mr. Peera Detudom)



บริษัท เอส.พี.เอส. คอนซัลติ้ง เซอร์วิส จำกัด
S.P.S. CONSULTING SERVICE CO., LTD.
7 ซอยพหลโยธิน 24 ถนนพหลโยธิน แขวงจอมพล เขตจตุจักร กรุงเทพฯ 10900
7 Soi Phaholyothin 24, Phaholyothin Rd., Jompol. Chatuchak, Bangkok 10900
Tel : (662) 939-4370-72. Fax : (662) 513-4221. E-mail : sale@spscon.com. www.spscon.com

CALIBRATION REPORT

CHEMILUMINESCENT NO / NO₂ / NO_x ANALYZER

DATE : 17 February 2022

BRAND : API

MODEL : 200A

NO. NOX-B17

SERIAL NO. 1977

Calibrator (Dilution System)

Brand : API

Model : 700

Last Cal. Date : 05 August 2021

Serial No. : 911

Reference Standard Gas

Standard Gas : Nitric Oxide (NO)

Cylinder No. : A00917SK

Certified Date : 01 June 2020

Expired Date : 01 June 2022

Cylinder Conc. : 49.9 ppm

CALIBRATING CONDITION

Pressure 1011 mmbar

Temp. 24.6 °C

% RH 49

CALIBRATION SETTING

Span Set Point	Initial Reading (Before Adj.), PPB			Final Reading (After Adj.), PPB	
	Expected Concentration	Analyzer Response	%Dif	Analyzer Response	Slope
Zero	0	0.11	-	0	-
NO Span	400	400.1	0.025	400.0	1.005
NO _x Span	400	400.4	0.100	400.0	1.009

API Model 200A NO_x Analyzer Check List

Test Values	Observed Value	Units	Nominal Range
RANGE	500	PPB	500 standard
STABILITY (Zero Gas)	0.1	PPB	< 2 with zero air
SAMPLE FLOW	505	cc/min	500 ± 50
OZONE FLOW	78	cc/min	80 ± 15
PMT	103.4	mV	-20 - 150
AZERO	94.3	mV	-20 - 150
HVPS	672	V	420 - 900 constant
RCELL TEMP	50.4	°C	50 ± 1
BOX TEMP	29.5	°C	8 - 48
PMT TEMP	7.3	°C	7 ± 2
MOLY TEMP	315.1	°C	315 ± 5
RCELL PRESS	8.4	IN-Hg-A	2 - 10 constant
SAMPLE PRESS	28.7	IN-Hg-A	25 - 30 constant
NO Span Conc	400	PPB	20 - 20,000
NO _x Span Conc	400	PPB	20 - 20,000
NO Slope	1.005	-	1.0 ± 0.3
NO _x Slope	1.009	-	1.0 ± 0.3
NO Offset	1.4	mV	-20 to +150
NO _x Offset	0.9	mV	-20 to 150
Stability at Zero	0.1	PPB	< 0.2
Stability at Span	0.2	PPB	< 2 ppb @ 400 ppb span gas

Calibrated by :

Phakthinai Khongkomnerd
(Mr. Phakthinai Khongkomnerd)

Approved by :

Peera Detudom
(Mr. Peera Detudom)



CERTIFICATE No : 22M2567

REFERENCE No : 64386-1

PAGE : 1 OF 2

Certificate of Calibration

EQUIPMENT : DIGITAL BALANCE

MANUFACTURER : METTLER TOLEDO

MODEL : XS 105DU

SERIAL No : 1126422905

ID No : BA 05/50

CONDITION AS RECEIVED : USED ITEM

SUBMITTED BY : S.P.S. CONSULTING SERVICE CO., LTD.
7 SOI PHAHOLYOTHIN 24, PHAHOLYOTHIN RD.,
JOMPOL, CHATUCHAK, BANGKOK 10900

CALIBRATED BY : TETNITHI W.

CALIBRATION DATE : 11-Mar-22

APPROVED BY : PONGSAK J.

ISSUED DATE : 17-Mar-22

RECEIVED DATE : 11-Mar-22



CERTIFICATE No : 22M2567

PAGE : 2 OF 2

Calibration Report

EQUIPMENT	:	DIGITAL BALANCE	MODEL	:	XS 105DU
MANUFACTURER	:	METTLER TOLEDO	S/N	:	1126422905
ID No	:	BA 05/50	RECEIVED DATE	:	11-Mar-22
AIR PRESSURE	:	1008mbar \pm 1mbar	CALIBRATION DATE	:	11-Mar-22
AMBIENT TEMPERATURE	:	22° C \pm 1° C	RELATIVE HUMIDITY	:	49 %RH \pm 10 % RH

CONDITION OF THIS RESULTS OF CALIBRATION

1. THIS INSTRUMENT WAS CALIBRATED BY ACCORDING TO UKAS LAB 14 EDITION 6:2019 BY USING KNOWN WEIGHT STANDARD WEIGHT. THE BALANCE WAS NOT ADJUSTED BEFORE CALIBRATION. THE BALANCE HAS NO ZERO TRACKING FUNCTION. REPEATABILITY WAS MEASURED BY USING 10 REPEATED MEASUREMENTS. LINEARITY WAS MEASURED COVERING 10 POINTS, EVENLY SPREAD OVER THE RANGE. THE INSTRUMENT WAS SET ZERO BEFORE PERFORMING THE LINEARITY TEST. OFF-CENTER LOADING WAS MEASURED BY USING STANDARD WEIGHTS PLACED ON THE PAN AND MOVED TO VARIOUS POSITIONS ON THE PAN.

2. REFERENCE STANDARD INSTRUMENTS :-

INSTRUMENT	MODEL	SERIAL No	CERTIFICATE No	DUE DATE
1) STANDARD WEIGHT SET	E2	QK-I-151	C02210415	09-Feb-23

3. THIS RESULT WAS FOUND ACCURATE AS SHOWN ON DATE AND PLACE OF CALIBRATION ONLY.

4. THIS RESULT EXCLUDE LONG TERM STABILITY OF THE UNIT UNDER CALIBRATION.

5. THIS CERTIFICATE IS TRACEABLE TO THE INTERNATIONAL SYSTEM OF UNIT MAINTAINED AT:-

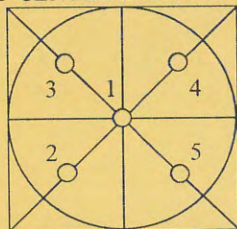
- NATIONAL INSTITUTE OF METROLOGY (THAILAND) THROUGH CENTRAL BUREAU OF WEIGHTS&MEASURES

RESULT OF CALIBRATION :- WITHOUT ADJUSTMENT

1. ZERO SETTING FUNCTION : NORMAL
2. TARE FUNCTION : NORMAL
3. REPEATABILITY OF READING AT 20 g WAS 0.000004 g
4. REPEATABILITY OF READING AT 100 g WAS 0.000048 g
5. DEPARTURE FROM NOMINAL VALUE/ LINEARITY

NOMINAL VALUE (g)	BALANCE READING (g)	CORRECTION (g)	UNCERTAINTY (\pm g)
0.00	0.00000	0.00000	0.000058
0.02	0.01999	0.00001	0.000058
0.10	0.09999	0.00001	0.000059
0.20	0.19999	0.00001	0.000059
0.50	0.50001	-0.00001	0.000058
1.00	1.00001	-0.00001	0.000059
2.00	2.00000	0.00000	0.000059
5.00	5.00001	-0.00001	0.000061
10.00	10.00005	-0.00005	0.000063
20.00	20.00006	-0.00006	0.000069
50.00	50.0000	0.0000	0.00011
100.00	100.0001	-0.0001	0.00019
120.00	120.0001	-0.0001	0.00022

6. OFF CENTER LOADING ERROR



POINT	READING (g)	
1	10.00001	50.0000
2	10.00002	50.0000
3	10.00001	50.0000
4	10.00001	50.0000
5	10.00002	50.0001
OFF-CENTER LOADING	0.00001	0.0001

NOTE: THIS CALIBRATION WAS CARRIED OUT AT THE CUSTOMER'S PLACE AT PRODUCTION AREA

THE REPORTED UNCERTAINTY OF MEASUREMENT WAS BASED ON A STANDARD UNCERTAINTY MULTIPLIED BY A COVERAGE FACTOR $k=2$, PROVIDING A LEVEL OF CONFIDENCE APPROXIMATELY 95%.

END OF CALIBRATION REPORT



Certificate of Calibration

Aquion : Anion (ID#894)

This certificate is to verify that instrument below are calibrated
by Archemica Lab Co.,Ltd.

AQUION S/N : 190840059

AS-DV S/N : 190915235

for

S.P.S. Consulting Service Co., Ltd.



Operator Signature : K. CHANNARONG Date : Jan 5, 2022

(Mr. Channarong Khiao-Un)

Test Engineer

คุณภาพอากาศจากปล่อง



บริษัท เอส.พี.เอส. คอนซัลติ้ง เซอร์วิส จำกัด

S.P.S. CONSULTING SERVICE CO., LTD.

7 ซอยพหลโยธิน 24 ถนนพหลโยธิน แขวงจอมพล เขตจตุจักร กรุงเทพฯ 10900

7 Soi Phaholyothin 24, Phaholyothin Rd., Jompol, Chatuchak, Bangkok 10900

Tel : (662) 939-4370-72, Fax : (662) 513-4221, E-mail : sale@spscon.com., www.spscon.com

Console Calibration Report

Calibration Method

Critical Orifices

Calibration Data

Console Data		Calibration Data		
No.	Serial No.	Date	y	$\Delta H_{@}$ (mmH ₂ O)
B01	1563	02/03/2022	0.998	50.11
B02	8002514	02/03/2022	0.996	49.25
B03	1503016	03/03/2022	0.998	50.20
B04	00006659	03/03/2022	1.005	49.64
B05	00007428	03/03/2022	1.002	49.80
R01	1561	02/03/2022	1.003	50.18
R02	8002513	03/03/2022	0.999	49.38
R03	1570	04/03/2022	1.003	49.14
R04	8002519	04/03/2022	0.999	49.52
R05	1503015	01/03/2022	1.007	50.08

Remark : Accept Value of y (test) is $0.97 < y < 1.03$

Accept Value of $\Delta H_{@}$ (test) is 46.7 ± 6.4 (mmH₂O)

Calibrated by :

Phakhinai Khongkomnerd

(Mr. Phakhinai Khongkomnerd)

Approved by :

Peera Detudom

(Mr. Peera Detudom)



บริษัท เอส.พี.เอส. คอนซัลติ้ง เซอร์วิส จำกัด
S.P.S. CONSULTING SERVICE CO., LTD.
7 ซอยพหลโยธิน 24 ถนนพหลโยธิน แขวงจอมพล เขตจตุจักร กรุงเทพฯ 10900
7 Soi Phaholyothin 24, Phaholyothin Rd., Jompol, Chatuchak, Bangkok 10900
Tel : (662) 939-4370-72, Fax : (662) 513-4221, E-mail : sale@spscon.com, www.spscon.com

Pitot Tube Calibration Report

Calibration Method

Standard Pitot Tube

Calibration Data

Pitot Tube Data			Calibration Data		
No.	Type of Pitot	Coefficient of Standard Pitot	Date	Avg. of Cp (test)	
				Side A	Side B
B03	S	0.99	01/02/2022	0.83	0.84
B04	S	0.99	02/02/2022	0.84	0.84
B05	S	0.99	01/02/2022	0.84	0.84
B07	S	0.99	01/02/2022	0.84	0.84
B08	S	0.99	01/02/2022	0.84	0.85
B09	S	0.99	02/02/2022	0.84	0.84
B11	S	0.99	02/02/2022	0.83	0.84
B16	S	0.99	02/02/2022	0.83	0.84
B18	S	0.99	03/02/2022	0.84	0.84
B19	S	0.99	03/02/2022	0.85	0.84
B21	S	0.99	02/02/2022	0.84	0.84
B24	S	0.99	04/02/2022	0.85	0.84
B27	S	0.99	04/02/2022	0.84	0.84
B30	S	0.99	04/02/2022	0.84	0.84
B31	S	0.99	02/02/2022	0.83	0.84
B33	S	0.99	02/02/2022	0.84	0.84
B35	S	0.99	03/02/2022	0.84	0.84

Remark : Accept value of Cp (test) is 0.84 ± 0.01

Calibrated by :

Phakhinai Khongkomnerd
(Mr. Phakhinai Khongkomnerd)

Approved by :

Peera Detudom
(Mr. Peera Detudom)



บริษัท เอส.พี.เอส. คอนซัลติ้ง เซอร์วิส จำกัด
S.P.S. CONSULTING SERVICE CO., LTD.
7 ซอยพหลโยธิน 24 ถนนพหลโยธิน แขวงจอมพล เขตจตุจักร กรุงเทพฯ 10900
7 Soi Phaholyothin 24, Phaholyothin Rd., Jompol, Chatuchak, Bangkok 10900
Tel : (662) 939-4370-72, Fax : (662) 513-4221, E-mail : sale@spscon.com, www.spscon.com

Pitot Tube Calibration Report

Calibration Method

Standard Pitot Tube

Calibration Data

Pitot Tube Data			Calibration Data		
No.	Type of Pitot	Coefficient of Standard Pitot	Date	Avg. of Cp (test)	
				Side A	Side B
B36	S	0.99	03/02/2022	0.83	0.84
B37	S	0.99	03/02/2022	0.83	0.84
B38	S	0.99	02/02/2022	0.84	0.84
B39	S	0.99	02/02/2022	0.85	0.84
B40	S	0.99	01/02/2022	0.84	0.84
B41	S	0.99	01/02/2022	0.85	0.84
B44	S	0.99	01/02/2022	0.83	0.84
B45	S	0.99	02/02/2022	0.84	0.84
B46	S	0.99	02/02/2022	0.83	0.84
B47	S	0.99	03/02/2022	0.84	0.84
B48	S	0.99	03/02/2022	0.83	0.84
B49	S	0.99	03/02/2022	0.84	0.84
B54	S	0.99	02/02/2022	0.84	0.85
B56	S	0.99	02/02/2022	0.84	0.85
B57	S	0.99	04/02/2022	0.84	0.84
B58	S	0.99	04/02/2022	0.84	0.83

Remark : Accept value of Cp (test) is 0.84 ± 0.01

Calibrated by :

Phakhinai Khongkomnerd
(Mr. Phakhinai Khongkomnerd)

Approved by :

Peera Detudom
(Mr. Peera Detudom)



บริษัท เอส.พี.เอส. คอนซัลติ้ง เซอร์วิส จำกัด
S.P.S. CONSULTING SERVICE CO., LTD.
7 ซอยพหลโยธิน 24 ถนนพหลโยธิน แขวงจอมพล เขตจตุจักร กรุงเทพฯ 10900
7 Soi Phaholyothin 24, Phaholyothin Rd., Jompol, Chatuchak, Bangkok 10900
Tel : (662) 939-4370-72, Fax : (662) 513-4221, E-mail : sale@spscon.com, www.spscon.com

Pitot Tube Calibration Report

Calibration Method

Standard Pitot Tube

Calibration Data

Pitot Tube Data			Calibration Data		
No.	Type of Pitot	Coefficient of Standard Pitot	Date	Avg. of Cp (test)	
				Side A	Side B
B03	S	0.99	03/05/2022	0.84	0.85
B04	S	0.99	03/05/2022	0.84	0.84
B05	S	0.99	05/05/2022	0.84	0.83
B07	S	0.99	06/05/2022	0.85	0.84
B08	S	0.99	03/05/2022	0.84	0.84
B09	S	0.99	05/05/2022	0.83	0.84
B11	S	0.99	03/05/2022	0.83	0.84
B16	S	0.99	05/05/2022	0.85	0.84
B18	S	0.99	06/05/2022	0.84	0.85
B19	S	0.99	05/05/2022	0.84	0.83
B21	S	0.99	03/05/2022	0.84	0.85
B24	S	0.99	03/05/2022	0.83	0.84
B27	S	0.99	06/05/2022	0.84	0.85
B30	S	0.99	03/05/2022	0.84	0.84
B31	S	0.99	03/05/2022	0.83	0.84
B33	S	0.99	06/05/2022	0.83	0.84
B35	S	0.99	03/05/2022	0.84	0.84

Remark : Accept value of Cp (test) is 0.84 ± 0.01

Calibrated by : Phakhinai Khongkomnerd
(Mr. Phakhinai Khongkomnerd)

Approved by :

Peera Detudom
(Mr. Peera Detudom)



บริษัท เอส.พี.เอส. คอนซัลติ้ง เซอร์วิส จำกัด
S.P.S. CONSULTING SERVICE CO., LTD.
7 ซอยพหลโยธิน 24 ถนนพหลโยธิน แขวงจอมพล เขตจตุจักร กรุงเทพฯ 10900
7 Soi Phaholyothin 24, Phaholyothin Rd., Jompol, Chatuchak, Bangkok 10900
Tel : (662) 939-4370-72, Fax : (662) 513-4221, E-mail : sale@spscon.com.. www.spscon.com

Pitot Tube Calibration Report

Calibration Method

Standard Pitot Tube

Calibration Data

Pitot Tube Data			Calibration Data		
No.	Type of Pitot	Coefficient of Standard Pitot	Date	Avg. of Cp (test)	
				Side A	Side B
B36	S	0.99	03/05/2022	0.83	0.84
B37	S	0.99	05/05/2022	0.84	0.84
B38	S	0.99	05/05/2022	0.85	0.84
B39	S	0.99	03/05/2022	0.85	0.84
B40	S	0.99	06/05/2022	0.84	0.83
B41	S	0.99	03/05/2022	0.85	0.84
B44	S	0.99	03/05/2022	0.83	0.84
B45	S	0.99	06/05/2022	0.84	0.84
B46	S	0.99	03/05/2022	0.83	0.84
B47	S	0.99	06/05/2022	0.84	0.84
B48	S	0.99	03/05/2022	0.83	0.84
B49	S	0.99	03/05/2022	0.84	0.85
B54	S	0.99	02/05/2022	0.84	0.85
B56	S	0.99	02/05/2022	0.85	0.84
B57	S	0.99	04/05/2022	0.84	0.84
B58	S	0.99	04/05/2022	0.84	0.83

Remark : Accept value of Cp (test) is 0.84 ± 0.01

Calibrated by : Phakhinai Khongkomnerd
(Mr. Phakhinai Khongkomnerd)

Approved by :

Peera Detudom
(Mr. Peera Detudom)



บริษัท เอส.พี.เอส. คอนซัลติ้ง เซอร์วิส จำกัด
S.P.S. CONSULTING SERVICE CO., LTD.
7 ซอยพหลโยธิน 24 ถนนพหลโยธิน แขวงจอมพล เขตจตุจักร กรุงเทพฯ 10900
7 Soi Phaholyothin 24, Phaholyothin Rd., Jompol, Chatuchak, Bangkok 10900
Tel : (662) 939-4370-72, Fax : (662) 513-4221, E-mail : sale@spscon.com., www.spscon.com

Personal Pump Calibration Report

Calibration Method : Dry Cal Primary Flowmeter

Model : Defender 510-H

S/N : 136164

Environmental Conditions

Temperature : 25 \pm 3 $^{\circ}$ C
Pressure : 1010 \pm 15 mmbar

Personal Pump Data				Calibration Data								
No.	Brand	Model	Serial No.	Date	Flow Rate (ml/min)						Value From Calibration Curve	
					Setting			Actual (Q std.)				
					1	2	3	1	2	3	y	R ²
B01	SKC	224-PCXR4	262101	05/01/2022	1,000	1,500	2,000	995	1,496	1,995	0.999x - 1.938	1.000
B02	SKC	224-PCXR4	626166	05/01/2022	1,000	1,500	2,000	998	1,504	2,001	1.011x - 24.413	0.999
B03	SKC	224-PCXR4	612968	05/01/2022	1,000	1,500	2,000	995	1,490	1,995	1.001x - 6.653	1.000
B04	SKC	224-PCXR4	602804	05/01/2022	1,000	1,500	2,000	996	1,496	1,993	0.999x - 4.391	1.000
B05	SKC	224-PCXR4	612693	05/01/2022	1,000	1,500	2,000	1,003	1,500	2,003	1.012x - 21.952	0.999
B06	SKC	224-PCXR4	262188	05/01/2022	1,000	1,500	2,000	996	1,504	2,000	1.012x - 26.866	0.999
B07	SKC	224-PCXR4	626262	05/01/2022	1,000	1,500	2,000	998	1,492	1,994	0.996x + 1.898	1.000
B08	SKC	224-PCXR4	626100	05/01/2022	1,000	1,500	2,000	1,003	1,499	2,003	1.011x - 21.912	0.999
B09	SKC	224-PCXR4	626479	05/01/2022	1,000	1,500	2,000	997	1,490	1,994	0.994x + 3.550	1.000
B10	SKC	224-PCXR4	091950	06/01/2022	1,000	1,500	2,000	994	1,504	2,001	1.016x - 32.434	0.999
B11	SKC	224-PCXR8	564315	06/01/2022	1,000	1,500	2,000	994	1,490	1,998	1.004x - 10.450	1.000
B12	SKC	224-PCXR4	034656	06/01/2022	1,000	1,500	2,000	1,001	1,503	2,003	1.012x - 22.618	0.999
B13	SKC	224-PCXR4	602073	06/01/2022	1,000	1,500	2,000	995	1,498	1,994	1.000x - 3.701	1.000
B14	SKC	224-PCXR4	626313	05/01/2022	1,000	1,500	2,000	998	1,491	1,988	0.992x + 6.286	1.000
B15	SKC	224-PCXR4	626474	07/01/2022	1,000	1,500	2,000	1,003	1,501	2,004	1.012x - 22.048	0.999
B16	SKC	224-PCXR4	626477	07/01/2022	1,000	1,500	2,000	993	1,504	2,000	1.015x - 31.345	0.999
B17	SKC	224-PCXR4	626860	07/01/2022	1,000	1,500	2,000	997	1,495	1,992	0.995x + 2.034	1.000
B18	SKC	224-PCXR4	691484	07/01/2022	1,000	1,500	2,000	1,003	1,501	2,001	1.009x - 18.586	0.999
B19	SKC	224-PCXR4	691599	07/01/2022	1,000	1,500	2,000	992	1,499	1,997	1.003x - 9.253	1.000
B20	SKC	224-PCXR4	691587	07/01/2022	1,000	1,500	2,000	992	1,504	1,999	1.015x - 31.915	0.999
B21	SKC	224-PCXR4	691531	07/01/2022	1,000	1,500	2,000	993	1,499	1,992	1.000x - 5.273	1.000
B22	SKC	224-PCXR4	691654	07/01/2022	1,000	1,500	2,000	1,005	1,501	2,003	1.010x - 18.195	0.999
B23	SKC	224-PCXR4	798393	07/01/2022	1,000	1,500	2,000	993	1,505	2,002	1.017x - 34.683	0.999
B24	SKC	224-PCXR4	626363	07/01/2022	1,000	1,500	2,000	1,000	1,501	2,005	1.016x - 28.338	0.999
B25	SKC	224-PCXR4	798489	06/01/2022	1,000	1,500	2,000	1,000	1,495	1,997	0.997x + 2.018	1.000
B26	SKC	224-PCXR4	798479	06/01/2022	1,000	1,500	2,000	997	1,497	1,990	0.994x + 3.251	1.000
B27	SKC	224-PCXR4	691673	06/01/2022	1,000	1,500	2,000	994	1,503	2,001	1.015x - 31.951	0.999
B28	SKC	224-PCXR4	691570	06/01/2022	1,000	1,500	2,000	1,000	1,500	2,003	1.015x - 27.022	0.999
B29	SKC	224-PCXR4	626472	06/01/2022	1,000	1,500	2,000	999	1,494	1,998	1.002x - 6.856	1.000
B30	SKC	224-PCXR4	691489	06/01/2022	1,000	1,500	2,000	1,003	1,500	2,004	1.013x - 24.106	0.999
B31	SKC	224-PCXR4	691509	06/01/2022	1,000	1,500	2,000	995	1,495	1,995	1.001x - 4.894	1.000
B32	SKC	224-PCXR4	091567	06/01/2022	1,000	1,500	2,000	994	1,504	2,001	1.014x - 28.868	0.999
B33	SKC	224-PCXR4	091756	06/01/2022	1,000	1,500	2,000	996	1,496	1,991	0.995x + 3.183	1.000
B34	SKC	224-PCXR4	612962	06/01/2022	1,000	1,500	2,000	1,001	1,501	2,002	1.012x - 22.531	0.999
B35	SKC	224-PCXR4	602682	06/01/2022	1,000	1,500	2,000	993	1,498	1,996	1.002x - 8.448	1.000
B36	SKC	224-PCXR4	626164	05/01/2022	1,000	1,500	2,000	1,000	1,497	1,999	0.999x - 3.231	1.000
B37	SKC	224-PCXR4	626256	05/01/2022	1,000	1,500	2,000	994	1,504	2,002	1.016x - 31.604	0.999
B38	SKC	224-PCXR4	626167	10/01/2022	1,000	1,500	2,000	999	1,497	1,996	1.000x - 1.875	1.000
B39	SKC	224-PCXR4	034637	10/01/2022	1,000	1,500	2,000	1,002	1,500	2,002	1.012x - 23.643	0.999
B40	SKC	224-PCXR4	798349	10/01/2022	1,000	1,500	2,000	993	1,505	2,000	1.016x - 32.992	0.999

Calibrated by :

Phakhinai Khongkomnerd
(Mr. Phakhinai Khongkomnerd)

Approved by :

Peera Detudom
(Mr. Peera Detudom)



บริษัท เอส.พี.เอส. คอนซัลติ้ง เซอร์วิส จำกัด
S.P.S. CONSULTING SERVICE CO., LTD.
7 ซอยพหลโยธิน 24 ถนนพหลโยธิน แขวงจอมพล เขตจตุจักร กรุงเทพฯ 10900
7 Soi Phaholyothin 24, Phaholyothin Rd., Jompol, Chatuchak, Bangkok 10900
Tel : (662) 939-4370-72, Fax : (662) 513-4221, E-mail : sale@spscon.com, www.spscon.com

Personal Pump Calibration Report

Calibration Method : Dry Cal Primary Flowmeter

Model : Defender 510-H

S/N : 136164

Environmental Conditions

Temperature : 25 \pm 3 $^{\circ}$ C
Pressure : 1010 \pm 15 mmbar

Personal Pump Data				Calibration Data								
No.	Brand	Model	Serial No.	Date	Flow Rate (ml/min)						Value From Calibration Curve	
					Setting			Actual (Q std.)				
					1	2	3	1	2	3	y	R ²
B41	SKC	224-PCXR4	612669	10/01/2022	1,000	1,500	2,000	998	1,496	1,989	0.994x + 2.680	1.000
B42	SKC	224-PCXR4	626041	07/01/2022	1,000	1,500	2,000	1,003	1,498	1,993	0.990x + 11.710	1.000
B43	SKC	224-PCXR4	034636	05/01/2022	1,000	1,500	2,000	998	1,500	1,992	0.992x + 8.392	1.000
B44	SKC	224-PCXR8	529341	07/01/2022	1,000	1,500	2,000	1,004	1,500	2,003	1.011x – 21.139	0.999
B45	SKC	224-PCXR8	529594	07/01/2022	1,000	1,500	2,000	997	1,498	1,992	0.995x + 2.728	1.000
B46	SKC	224-PCXR8	566743	07/01/2022	1,000	1,500	2,000	994	1,504	2,002	1.015x – 32.087	0.999
B47	SKC	224-PCXR8	566747	07/01/2022	1,000	1,500	2,000	1,002	1,501	2,003	1.013x – 23.580	0.999
B48	SKC	224-PCXR8	566753	07/01/2022	1,000	1,500	2,000	1,000	1,494	1,996	0.996x + 1.567	1.000
B49	SKC	224-PCXR8	566780	07/01/2022	1,000	1,500	2,000	1,002	1,501	2,004	1.012x – 22.236	0.999
B50	SKC	224-PCXR8	500400	07/01/2022	1,000	1,500	2,000	1,000	1,493	1,996	0.995x + 3.641	1.000
B51	SKC	224-PCXR8	500363	07/01/2022	1,000	1,500	2,000	995	1,504	2,000	1.013x – 27.704	0.999
B52	SKC	224-PCXR8	093186	07/01/2022	1,000	1,500	2,000	995	1,498	1,994	0.997x – 0.283	1.000
B53	SKC	224-PCXR8	707670	10/01/2022	1,000	1,500	2,000	1,002	1,499	2,004	1.012x – 23.580	0.999
B54	SKC	224-PCXR3	509821	05/01/2022	1,000	1,500	2,000	994	1,501	2,001	1.015x – 32.043	0.999
B55	SKC	224-PCXR3	510710	06/01/2022	1,000	1,500	2,000	1,000	1,494	1,994	0.994x + 4.830	1.000
B56	SKC	224-PCXR3	511450	06/01/2022	1,000	1,500	2,000	1,004	1,502	2,002	1.010x – 19.248	0.999
B57	SKC	224-PCXR3	510798	06/01/2022	1,000	1,500	2,000	997	1,492	1,996	0.996x + 1.747	1.000
B58	SKC	224-PCXR3	509852	06/01/2022	1,000	1,500	2,000	997	1,499	2,000	1.011x – 27.010	0.999
B59	SKC	224-PCXR3	509862	06/01/2022	1,000	1,500	2,000	997	1,495	1,991	0.995x + 3.833	1.000
B60	SKC	224-PCXR3	512655	06/01/2022	1,000	1,500	2,000	1,002	1,500	2,004	1.013x – 24.688	0.999
B61	SKC	224-PCXR3	503915	06/01/2022	1,000	1,500	2,000	994	1,488	1,999	1.005x – 12.631	1.000
B62	SKC	224-PCXR3	505975	10/01/2022	1,000	1,500	2,000	994	1,491	1,995	1.002x – 8.089	1.000
B63	SKC	224-PCXR3	511432	10/01/2022	1,000	1,500	2,000	992	1,501	2,000	1.016x – 33.906	0.999
B64	SKC	224-PCXR3	508302	10/01/2022	1,000	1,500	2,000	998	1,493	1,990	0.994x + 4.272	1.000
B65	SKC	224-PCXR3	508310	10/01/2022	1,000	1,500	2,000	1,002	1,500	2,004	1.012x – 23.077	0.999
B66	SKC	224-PCXR3	509861	10/01/2022	1,000	1,500	2,000	997	1,494	1,994	0.995x + 3.953	1.000
B67	SKC	224-PCXR3	506295	10/01/2022	1,000	1,500	2,000	993	1,507	2,002	1.017x – 34.005	0.999
B68	SKC	224-PCXR3	505872	13/01/2022	1,000	1,500	2,000	1,000	1,495	1,994	0.995x + 4.188	1.000
B69	SKC	224-PCXR3	508375	13/01/2022	1,000	1,500	2,000	1,002	1,501	2,002	1.011x – 21.984	0.999
B70	SKC	224-PCXR3	510623	13/01/2022	1,000	1,500	2,000	995	1,490	1,997	1.001x – 7.267	1.000
B71	SKC	224-PCXR3	508367	13/01/2022	1,000	1,500	2,000	991	1,506	2,001	1.017x – 35.429	0.999
B72	SKC	224-PCXR3	505977	13/01/2022	1,000	1,500	2,000	1,001	1,498	1,991	0.991x + 8.882	1.000
B73	SKC	224-PCXR3	512606	13/01/2022	1,000	1,500	2,000	1,001	1,501	2,004	1.013x – 23.520	0.999
B74	SKC	224-PCXR3	505993	13/01/2022	1,000	1,500	2,000	996	1,495	1,995	1.000x – 5.161	1.000
B75	SKC	224-PCXR3	509820	13/01/2022	1,000	1,500	2,000	996	1,499	1,992	0.996x + 1.831	1.000
B76	SKC	224-PCXR3	509811	13/01/2022	1,000	1,500	2,000	995	1,496	1,998	1.003x – 9.050	1.000
B77	SKC	224-PCXR3	508301	13/01/2022	1,000	1,500	2,000	1,001	1,500	2,004	1.014x – 26.595	0.999
B78	SKC	224-PCXR3	510677	13/01/2022	1,000	1,500	2,000	994	1,504	1,999	1.013x – 28.238	0.999
B79	SKC	224-PCXR3	510920	12/01/2022	1,000	1,500	2,000	994	1,493	1,994	0.999x – 4.304	1.000

Calibrated by :

Phakhinai Khongkomnerd
(Mr. Phakhinai Khongkomnerd)

Approved by :

Peera Detudom
(Mr. Peera Detudom)



บริษัท เอส.พี.เอส. คอนซัลติ้ง เซอร์วิส จำกัด
S.P.S. CONSULTING SERVICE CO., LTD.
7 ซอยพหลโยธิน 24 ถนนพหลโยธิน แขวงจอมพล เขตจตุจักร กรุงเทพฯ 10900
7 Soi Phaholyothin 24, Phaholyothin Rd., Jompol, Chatuchak, Bangkok 10900
Tel : (662) 939-4370-72, Fax : (662) 513-4221, E-mail : sale@spscon.com., www.spscon.com

Rotameter Calibration Report (For Personal Pump High Flow Adjust)

Calibration Method : Dry Cal Primary Flowmeter

Model : Defender 510-H

S/N : 136164

Calibration Data

Rotameter Data			Calibration Data								
No.	Brand	Model	Date	Flow Rate (ml/min)						Value From Calibration Curve	
				Flow Rate (Reading)			Actual (Q std.)				
				1	2	3	1	2	3	y	R ²
H-B01	Dwyer	VFB-65	05/01/2022	500	1,000	2,000	497.9	988.8	1983.7	0.998x – 4.774	1.000
H-B02	Dwyer	VFB-65	05/01/2022	500	1,000	2,000	498.7	1002.2	1983.0	0.998x – 1.083	1.000
H-B03	Dwyer	VFB-65	06/01/2022	500	1,000	2,000	497.9	996.3	2004.2	1.003x – 5.511	1.000
H-B04	Dwyer	VFB-65	06/01/2022	500	1,000	2,000	498.8	999.1	1985.1	0.998x – 1.448	1.000
H-B05	Dwyer	VFB-65	06/01/2022	500	1,000	2,000	497.4	997.6	1993.3	0.993x + 6.450	1.000
H-B06	Dwyer	VFB-65	07/01/2022	500	1,000	2,000	497.2	998.8	1985.9	0.992x + 5.181	1.000
H-B07	Dwyer	VFB-65	07/01/2022	500	1,000	2,000	498.9	998.3	1991.8	0.995x + 3.563	1.000
H-B08	Dwyer	VFB-65	06/01/2022	500	1,000	2,000	496.2	992.4	1984.0	0.997x – 1.707	1.000
H-B09	Dwyer	VFB-65	07/01/2022	500	1,000	2,000	502.5	999.1	2007.2	1.003x – 4.310	1.000
H-B10	Dwyer	VFB-65	05/01/2022	500	1,000	2,000	497.3	989.9	2017.0	0.994x + 4.485	1.000

Calibrated by :

Phakhinai Khongkomnerd
(Mr. Phakhinai Khongkomnerd)

Approved by :

Peera Detudom
(Mr. Peera Detudom)



บริษัท เอส.พี.เอส. คอนซัลติ้ง เซอร์วิส จำกัด
S.P.S. CONSULTING SERVICE CO., LTD.
 7 ซอยพหลโยธิน 24 ถนนพหลโยธิน แขวงจอมพล เขตจตุจักร กรุงเทพฯ 10900
 7 Soi Phaholyothin 24, Phaholyothin Rd., Jompol, Chatuchak, Bangkok 10900
 Tel : (662) 939-4370-72. Fax : (662) 513-4221. E-mail : sale@spscon.com., www.spscon.com

Rotameter Calibration Report (For Personal Pump High Flow Adjust)

Calibration Method : Dry Cal Primary Flowmeter

Model : Defender 510-H

S/N : 136164

Calibration Data

Rotameter Data			Calibration Data								
No.	Brand	Model	Date	Flow Rate (ml/min)						Value From Calibration Curve	
				Flow Rate (Reading)			Actual (Q std.)				
				1	2	3	1	2	3	y	R ²
H-B01	Dwyer	VFB-65	01/04/2022	500	1,000	2,000	505.5	988.5	1973.5	0.990x + 8.611	1.000
H-B02	Dwyer	VFB-65	04/04/2022	500	1,000	2,000	495.5	997.8	1995.3	0.998x – 4.832	1.000
H-B03	Dwyer	VFB-65	01/04/2022	500	1,000	2,000	499.1	987.5	2009.2	1.004x – 15.366	0.999
H-B04	Dwyer	VFB-65	01/04/2022	500	1,000	2,000	500.4	999.1	2008.7	0.998x – 2.127	1.000
H-B05	Dwyer	VFB-65	01/04/2022	500	1,000	2,000	498.6	997.4	1972.3	0.981x + 20.608	1.000
H-B06	Dwyer	VFB-65	05/04/2022	500	1,000	2,000	501.0	993.4	1981.4	1.006x + 12.163	0.999
H-B07	Dwyer	VFB-65	01/04/2022	500	1,000	2,000	504.5	988.6	2018.3	1.001x + 1.713	1.000
H-B08	Dwyer	VFB-65	04/04/2022	500	1,000	2,000	499.8	999.2	1975.4	0.996x – 3.367	0.999
H-B09	Dwyer	VFB-65	01/04/2022	500	1,000	2,000	503.7	1007.0	2014.3	0.994x – 14.557	1.000
H-B10	Dwyer	VFB-65	01/04/2022	500	1,000	2,000	493.7	998.6	2012.4	0.998x + 0.535	1.000

Calibrated by :

Phakhinai Khongkomnerd
 (Mr. Phakhinai Khongkomnerd)

Approved by :

Peera Detudom
 (Mr. Peera Detudom)

**QUALITY CALIBRATION CO.,LTD.**

235 Petchkasem 63/2 Road, Laksong, Bangkae, Bangkok 10160

Tel (662) 421-5402, (662) 444-0152-3, Fax (662) 809-4584

www.qcalibration.com

CERTIFICATE No : 22M2567

REFERENCE No : 64386-1

PAGE : 1 OF 2

Certificate of Calibration

EQUIPMENT : DIGITAL BALANCE

MANUFACTURER : METTLER TOLEDO

MODEL : XS 105DU

SERIAL No : 1126422905

ID No : BA 05/50

CONDITION AS RECEIVED : USED ITEM

SUBMITTED BY : S.P.S. CONSULTING SERVICE CO., LTD.
7 SOI PHAHOLYOTHIN 24, PHAHOLYOTHIN RD.,
JOMPOL, CHATUCHAK, BANGKOK 10900

CALIBRATED BY : TETNITHI W.

CALIBRATION DATE : 11-Mar-22

APPROVED BY : 
PONGSAK J.

ISSUED DATE : 17-Mar-22

RECEIVED DATE : 11-Mar-22

THIS CERTIFICATE MAY NOT BE REPRODUCED OTHER THAN IN FULL EXCEPT WITH THE PRIOR WRITTEN APPROVAL OF
QUALITY CALIBRATION CO., LTD.



CERTIFICATE No : 22M2567

PAGE : 2 OF 2

Calibration Report

EQUIPMENT	:	DIGITAL BALANCE	MODEL	:	XS 105DU
MANUFACTURER	:	METTLER TOLEDO	S/N	:	1126422905
ID No	:	BA 05/50	RECEIVED DATE	:	11-Mar-22
AIR PRESSURE	:	1008mbar \pm 1mbar	CALIBRATION DATE	:	11-Mar-22
AMBIENT TEMPERATURE	:	22° C \pm 1° C	RELATIVE HUMIDITY	:	49 %RH \pm 10 % RH

CONDITION OF THIS RESULTS OF CALIBRATION

1. THIS INSTRUMENT WAS CALIBRATED BY ACCORDING TO UKAS LAB 14 EDITION 6:2019 BY USING KNOWN WEIGHT STANDARD WEIGHT. THE BALANCE WAS NOT ADJUSTED BEFORE CALIBRATION. THE BALANCE HAS NO ZERO TRACKING FUNCTION. REPEATABILITY WAS MEASURED BY USING 10 REPEATED MEASUREMENTS. LINEARITY WAS MEASURED COVERING 10 POINTS, EVENLY SPREAD OVER THE RANGE. THE INSTRUMENT WAS SET ZERO BEFORE PERFORMING THE LINEARITY TEST. OFF-CENTER LOADING WAS MEASURED BY USING STANDARD WEIGHTS PLACED ON THE PAN AND MOVED TO VARIOUS POSITIONS ON THE PAN.

2. REFERENCE STANDARD INSTRUMENTS :-

INSTRUMENT	MODEL	SERIAL No	CERTIFICATE No	DUE DATE
1) STANDARD WEIGHT SET	E2	QK-I-151	C02210415	09-Feb-23

3. THIS RESULT WAS FOUND ACCURATE AS SHOWN ON DATE AND PLACE OF CALIBRATION ONLY.

4. THIS RESULT EXCLUDE LONG TERM STABILITY OF THE UNIT UNDER CALIBRATION.

5. THIS CERTIFICATE IS TRACEABLE TO THE INTERNATIONAL SYSTEM OF UNIT MAINTAINED AT:-

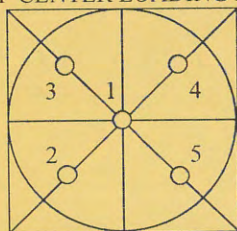
- NATIONAL INSTITUTE OF METROLOGY (THAILAND) THROUGH CENTRAL BUREAU OF WEIGHTS&MEASURES

RESULT OF CALIBRATION :- WITHOUT ADJUSTMENT

1. ZERO SETTING FUNCTION : NORMAL
2. TARE FUNCTION : NORMAL
3. REPEATABILITY OF READING AT 20 g WAS 0.000004 g
4. REPEATABILITY OF READING AT 100 g WAS 0.000048 g
5. DEPARTURE FROM NOMINAL VALUE/ LINEARITY

NOMINAL VALUE (g)	BALANCE READING (g)	CORRECTION (g)	UNCERTAINTY (\pm g)
0.00	0.00000	0.00000	0.000058
0.02	0.01999	0.00001	0.000058
0.10	0.09999	0.00001	0.000059
0.20	0.19999	0.00001	0.000059
0.50	0.50001	-0.00001	0.000058
1.00	1.00001	-0.00001	0.000059
2.00	2.00000	0.00000	0.000059
5.00	5.00001	-0.00001	0.000061
10.00	10.00005	-0.00005	0.000063
20.00	20.00006	-0.00006	0.000069
50.00	50.0000	0.0000	0.00011
100.00	100.0001	-0.0001	0.00019
120.00	120.0001	-0.0001	0.00022

6. OFF CENTER LOADING ERROR



POINT	READING (g)	
1	10.00001	50.0000
2	10.00002	50.0000
3	10.00001	50.0000
4	10.00001	50.0000
5	10.00002	50.0001
OFF-CENTER LOADING	0.00001	0.0001


NOTE: THIS CALIBRATION WAS CARRIED OUT AT THE CUSTOMER'S PLACE AT PRODUCTION AREA

THE REPORTED UNCERTAINTY OF MEASUREMENT WAS BASED ON A STANDARD UNCERTAINTY MULTIPLIED BY A COVERAGE FACTOR $k=2$, PROVIDING A LEVEL OF CONFIDENCE APPROXIMATELY 95%.

END OF CALIBRATION REPORT

Lambda UV Preventive Maintenance (PM)

Company Name:	S.P.S. CONSULTING SERVICE CO., LTD.		
Address:	7, Soi Phaholyothin24, Ladyao, Jatujak, Bangkok		
User Name:	K. Benjawan	WO Number:	WO-01550999
Telephone Number:	086-141-2523	PM Number:	6 of 6 P
Customer Support Engineer:	K. Anon	Certificate Number:	UV2004-2022
Date PM Performed: (DD-MMM-YYYY)	25-Jan-2022	Next PM Due Date: (DD-MMM-YYYY)	25-Jul-2022

Part Number	Release	Publication Date	
09370504	B	March 2013	

Scope

The purpose of this PM is to ensure the continued functionality of the PerkinElmer Lambda UV/Vis Spectrophotometer by inspecting and replacing any worn or damaged parts. This service should only be performed by a trained representative of PerkinElmer. The customer should save their method before the PM begins.

General Instructions:

The customer must provide the engineer operational data to demonstrate recent instrument performance prior to starting the PM. Always check with the customer before making any changes that may affect the customer's analysis should be signed by an authorized PerkinElmer and customer representative and left with the customer. Update the PM sticker and instrument logbook as required.

Copyright Information

This document contains proprietary information that is protected by copyright. All rights are reserved. No part of this publication may be reproduced in any form whatsoever or translated into any language without the prior, written permission of PerkinElmer, Inc. Copyright © 2009 PerkinElmer, Inc.

Trademarks

Registered names, trademarks, etc. used in this document, even when not specifically marked as such, are protected by law. PerkinElmer is a registered trademark of PerkinElmer, Inc. All other trademarks and registered trademarks not owned by PerkinElmer, Inc. or its subsidiaries that are depicted herein are the property of their respective owners. Except as specifically set forth in its terms and conditions of sale, PerkinElmer makes no Warranty of any kind with regard to this document, including, but not limited to, the implied warranties of merchantability and fitness for a particular purpose. PerkinElmer shall not be liable for incidental or consequential damages in connection with the furnishing or use of this document.

Component List

Component Specific Model	Serial #	Software Version		Configuration Notes
Lambda 25	501S14123010	6.2.0.0741	STD	1.27
NA	NA	NA	NA	NA

Parts Lists

Parts Included with the PM				
Part Number (if applicable)	Description	Quantity	Serial Number	Expiration Date (MM/YY)
B250 0099	Stray Light standard			
	Nal cell	1	1943	Jan-22
	NaNO2 cell	1	2963	
	KCl cell	1	31030	
	H2O	1	71497	
B050 7805	Secondary Standards for calibration of wavelength and photometric accuracy or use NBS/NIST 390 standards			
	Gray Glass G1	1	2926	Jan-22
	Gray Glass G2	1	3501	
	Gray Glass G3	1	2552	
	Holmium Glass	1	1085	

Additional Tools Required for PM					
Part Number (if applicable)	Description	Quantity	Serial #		Remark
-	-	-	-	-	-
-	-	-	-	-	-
-	-	-	-	-	-
Additional Reagents and Standards Required for PM					
Part Number (if applicable)	Description	Quantity	Batch/Lot #		Expiration Date (MM/YY)
-	-	-	-	-	-
-	-	-	-	-	-
-	-	-	-	-	-

Procedure Checklist

Use (✓) to check off those steps in the checklist that have been completed.

1. General:

- ☒ Review the instrument performance with the customer and document any recent problems.
- ☒ Inspect the customer log book and make any appropriate PM entries.
- ☒ Perform general inspection of system for cleanliness.

2. Optical checks:

- ☒ Lamp Alignment/Energy
- ☒ Sample Compartment Windows/Monochromator
- ☒ Mirror and Grating Alignment
- ☒ Cell Holder Alignment

3. Mechanical:

- ☒ Physical inspection – Please write any comments in the additional comments section.
- ☒ Grating Drive Mechanism.
- ☒ Lamp Change Mechanism.
- ☐ Slit Drive Manual Servo.

4. Test:

Refer to Appendix A for the specifications of the instrument being tested.

- ☒ D2 Wavelength accuracy

	Actual Value	Specification
Accuracy at 656.1 nm	656.16	± 0.1

☒ Holmium Oxide wavelength accuracy

Filter ID #		1085		
Test	Calibration Value	Actual Value	Deviation	Specification
279.3 nm	279.3	279.39	-0.09	± 0.5
360.8 nm	360.9	360.93	-0.03	± 0.5
459.9 nm	460.0	460.07	-0.07	± 0.5
536.4 nm	536.2	536.40	-0.20	± 0.5

☒ Scattered Light.

Test	Filter ID #	Result	Specification
NaI @ 220 nm	1943	0.0133	< 0.02 %T
NaNO ₂ @ 340 nm	2963	-0.1296	< 0.02 %T
NaNO ₂ @ 370 nm	2963	-0.0002	< 0.02 %T
KCl @ 200 nm	31030	2.4808	≥ 2 A

☒ Baseline Flatness.

Corrected Baseline	Specification
0.000163	± 0.001 A

☒ Noise Test @ 500 nm.

Actual Value	Specification
0.0000240	± 0.00008 A

☒ Photometric Accuracy.

Filter 1 ID #		2926		
Test	Calibrated Value	Actual Value	Deviation	Specification
440 nm	0.3483	0.3493	-0.0010	± 0.006 A
546 nm	0.3029	0.3046	-0.0017	± 0.006 A
635 nm	0.3200	0.3232	-0.0032	± 0.006 A
Filter 2 ID #		3501		
Test	Calibrated Value	Actual Value	Deviation	Specification
440 nm	1.001	1.0024	-0.0014	± 0.006 A
546 nm	0.9797	0.9813	-0.0016	± 0.006 A
635 nm	1.0285	1.0325	-0.0040	± 0.006 A
Filter 3 ID #		2552		
Test	Calibrated Value	Actual Value	Deviation	Specification
440 nm	0.489	0.4935	-0.0045	± 0.006 A
546 nm	0.4582	0.4595	-0.0013	± 0.006 A
635 nm	0.5046	0.5075	-0.0029	± 0.006 A

5. Accessory (where applicable):

- ☐ Integrating Sphere
- ☐ Reflecting Attachment
- ☐ Cell Changer
- ☐ Sipper
- ☐ Auto Sampler


6. Review:

- ☒ Review with the customer PM work performed.
- ☒ Review with the customer routine maintenance procedures.
- ☒ Discuss recommended customer-supplied materials to have on hand
- ☒ Attach PM sticker.
- ☒ Update Logbook.

Additional Comments

Additional Comments Regarding the PM

Review

<p><i>The preventive maintenance checks and if applicable performance tests for Lambda UV have been completed.</i></p>	
<p>This Lambda UV Passes <input checked="" type="checkbox"/> Fails <input type="checkbox"/> the preventive maintenance.</p>	
<p>Review of Preventive Maintenance:</p>	
<p>Authorized PerkinElmer Representative:</p> <p>Anon Leenthawonkit </p>	<p>Date:</p> <p>25-Jan-2022 (DD-MM-YYYY)</p>
<p>Authorized Customer Representative:</p>	<p>Date:</p> <p>25-Jan-2022 (DD-MM-YYYY)</p>



บริษัท เอส.พี.เอส. คอนซัลติ้ง เซอร์วิส จำกัด
S.P.S. CONSULTING SERVICE CO., LTD.
7 ซอยพหลโยธิน 24 ถนนพหลโยธิน แขวงจอมพล เขตจตุจักร กรุงเทพฯ 10900
7 Soi Phaholyothin 24, Phaholyothin Rd., Jompol, Chatuchak, Bangkok 10900
Tel : (662) 939-4370-72, Fax : (662) 513-4221, E-mail : sale@spscon.com., www.spscon.com

Calibration Report					
Non-Dispersive Infrared CO Analyzer					
Date :	01 February 2022	Brand :	API	Model :	300E
No.	CO-B01			Serial No.	782
Calibrator (Dilution System)					
Brand : API			Model : 700		
Last Cal. Date : 20 September 2021			Serial No. : 421		
Reference Standard Gas					
Standard Gas : Carbon Monoxide (CO)			Cylinder No. : D824478		
Certified Date : 15 April 2020		Expired Date : 14 April 2022		Cylinder Conc. : 4,740 ppm	
Calibrating Condition					
Pressure : 1011 mmbar		Temp. : 24.6 °C		% RH : 48	
Calibration Setting					
Span	Initial Reading (Before Adj.), PPM			Final Reading (After Adj.), PPM	
Set Point	Expected Concentration	Analyzer Response		%Dif	
Zero	0	0.11		-	
CO Span	40.00	39.92		-0.200	
API Model 300E CO Analyzer Check List					
Parameter	Observed Value	Units	Nominal Range		
Range	50	PPM	0-1000 ppm		
Stability	0.10	PPM	< 1 ppm With Zero Air		
CO Measure	4014.4	mV	2500-4800 mV		
CO Reference	3947.8	mV	2500-4800 mV		
Measure/Reference Ratio	1.180	-	1.1-1.3 W/Zero Air		
Sample Pressure	28.5	In-Hg-A	~2" < Ambient Absolute Pressure		
Sample Flow	808	CC/Min	800 ± 10%		
Sample Temperature	48.2	°C	48 ± 4		
Bench Temperature	48.1	°C	48 ± 2		
Wheel Temperature	68.5	°C	68 ± 2		
Box Temperature	30.8	°C	Ambient Temp + 7 ± 10		
Photo-Drive	3023.2	mV	250 mV to 4750 mV		
Slope	1.017	-	1.0 ± 0.3		
Offset	0.2	-	0 ± 0.3		

Calibrated by :

Phakhinai Khongkomnerd

(Mr. Phakhinai Khongkomnerd)

Approved by :

Peera Detudom

(Mr. Peera Detudom)



บริษัท เอส.พี.เอส. คอนซัลติ้ง เซอร์วิส จำกัด
S.P.S. CONSULTING SERVICE CO., LTD.
7 ซอยพหลโยธิน 24 ถนนพหลโยธิน แขวงจอมพล เขตจตุจักร กรุงเทพฯ 10900
7 Soi Phaholyothin 24, Phaholyothin Rd., Jompol, Chatuchak, Bangkok 10900
Tel : (662) 939-4370-72. Fax : (662) 513-4221, E-mail : sale@spscon.com, www.spscon.com

Calibration Report					
Non-Dispersive Infrared CO Analyzer					
Date :	05 May 2022	Brand :	API	Model :	300E
No.	CO-B01			Serial No.	782
Calibrator (Dilution System)					
Brand : API			Model : 700		
Last Cal. Date : 20 September 2021			Serial No. : 421		
Reference Standard Gas					
Standard Gas : Carbon Monoxide (CO)			Cylinder No. : D196045		
Certified Date : 16 April 2022		Expired Date : 15 April 2024		Cylinder Conc. : 4,570 ppm	
Calibrating Condition					
Pressure	1011	mmbar	Temp.	24.5	°C
			% RH	48	
Calibration Setting					
Span	Initial Reading (Before Adj.), PPM			Final Reading (After Adj.), PPM	
Set Point	Expected Concentration	Analyzer Response	%Dif	Analyzer Response	
Zero	0	-0.10	-	0	
CO Span	40.00	39.94	-0.150	40.00	
API Model 300E CO Analyzer Check List					
Parameter	Observed Value	Units	Nominal Range		
Range	50	PPM	0-1000 ppm		
Stability	0.10	PPM	< 1 ppm With Zero Air		
CO Measure	4014.4	mV	2500-4800 mV		
CO Reference	3947.8	mV	2500-4800 mV		
Measure/Reference Ratio	1.180	-	1.1-1.3 W/Zero Air		
Sample Pressure	28.5	In-Hg-A	~2" < Ambient Absolute Pressure		
Sample Flow	808	CC/Min	800 ± 10%		
Sample Temperature	48.2	°C	48 ± 4		
Bench Temperature	48.1	°C	48 ± 2		
Wheel Temperature	68.5	°C	68 ± 2		
Box Temperature	30.8	°C	Ambient Temp + 7 ± 10		
Photo-Drive	3023.2	mV	250 mV to 4750 mV		
Slope	1.017	-	1.0 ± 0.3		
Offset	0.2	-	0 ± 0.3		

Calibrated by :

Phakhinai Khongkomnerd

(Mr. Phakhinai Khongkomnerd)

Approved by :

(Mr. Peera Detudom)

ระดับเสียง

THAILAND INSTITUTE OF SCIENTIFIC AND TECHNOLOGICAL RESEARCH (TISTR)

Request No. 21-64/0528

MTC No. EEL. BP. 17/0564

CALIBRATION CERTIFICATE

Submitted by : S.P.S. Consulting Services Service Co.,Ltd.

Address : 7 Soi Phaholyothin 24, Phaholyothin Road, Jompol, Chatuchak, Bangkok 10900.

Calibrated at : Electrical and Electronic Standards Laboratory, Industrial Metrology and Testing Service Centre.
: Soi 1C, Bangpoo Industrial Estate, Sukhumvit Rd., Muang, Samutprakan 10280.

Instrument Calibrated :

Description : Sound Calibrator

Manufacturer : ACO

Model : 2127

Serial No. : 130006

Ambient Environment

Temperature : $(23 \pm 3) ^\circ\text{C}$

Relative Humidity : $(50 \pm 15) \%$

Ambient Pressure : $(101.325 \pm 1.500) \text{ kPa}$

Standards used :

1. Digital Function Synthesizer NF Electronic DF-193A S/N 122037.
2. Measuring Amplifier Bruel&Kjaer 2636 S/N 1537484.
3. Programmable Attenuator Tamagawa TPA-303A S/N OF 2214.
4. Digital Multimeter Agilent 34401A S/N MY44005560.
5. Pressure Transmitter Vaisala PTB202AD S/N T0650001.
6. Audio Analyzer Keithley 2015-P S/N 4106495.
7. Condenser Microphone Bruel&Kjaer 4180 S/N 2889871.

Calibration Procedure: CP-102-04 based on IEC 60942-2003; The sound pressure level generated by sound calibrator under test shall be measured by standard microphone using an insert voltage technique.

This instrument has been calibrated against standards maintained at Electrical and Electronic Standards Laboratory (EEL), which are traceable to the International System of Units through the National Institute of Metrology (Thailand).

The information on actual reading is attached herewith and the uncertainty limits quoted refer to the measured values only.

Date of Receipt : 6 May 2021

Date of Calibration : 15 May 2021

1 / 2 

The results relate only to the items tested/calibrated or value assigned.

Advertising the Report/Certificate and publicity of the results except in full are prohibited unless written permission is obtained from the governor of TISTR.

FM.BL.MTC.002 Rev.4

Head Office

35 Mu 3 Tambon Khlong Ha, Amphoe Khlong Luang,
Changwat Pathumthani 12120, Thailand

Tel. (66) 0 2577 9000

Fax. (66) 0 2577 9009

E-mail : rumpai@tistr.or.th Website:www.tistr.or.th

Office/Laboratory

Soi 1C, Bangpoo Industrial Estate, Sukhumvit Road,
Amphoe Muang, Changwat Samutprakan 10280, Thailand

Tel. (66) 0 2323 1672-80 ext. 115, 116

Fax. (66) 0 2323 9165

E-mail : mtc@tistr.or.th

Office

196 Phahonyothin Road, Chatuchak, Bangkok 10900,
Thailand

Tel. (66) 0 2579 1121-30 ext. 5219, 5225, 5217

Fax. (66) 0 2579 8592

E-mail : sumalee@tistr.or.th

THAILAND INSTITUTE OF SCIENTIFIC AND TECHNOLOGICAL RESEARCH (TISTR)

Request No. 21-64/0528

MTC No. EEL. BP. 17/0564

The reported expanded uncertainty is based upon a standard uncertainty multiplied by a coverage factor $k = 2$, providing a level of confidence of approximately 95%.

Nominal Output of Unit Under Test = 94 dB re 20 μ Pa at 1000 Hz

Acoustic Output in dB re 20 μ Pa, Corrected to Reference Conditions: 101.325 kPa, 23.0 °C and 50 %RH.

1. Sound Pressure Level

Standard Microphone Type	Measured Sound Pressure Level (dB)	Deviated value (dB)	Uncertainty (dB)	Tolerance limit IEC60942:2003 Class 1
1/2 inch Bruel&Kjaer 4180	93.96	-0.04	± 0.10	± 0.40 dB

2. Frequency

Standard Microphone Type	Measured Frequency (Hz)	Deviated value (Hz)	Uncertainty (Hz)	Tolerance limit IEC60942:2003 Class 1
1/2 inch Bruel&Kjaer 4180	999.9	-0.1	± 1.5	$\pm 1.0\%$

3. Total Distortion


Standard Microphone Type	Measured Total Distortion (%)	Uncertainty (%)	Tolerance limit IEC60942:2003 Class 1
1/2 inch Bruel&Kjaer 4180	1.26	± 0.50	$\pm 3.0\%$

Note : 1. No adjustment.

2. The calibrator pressure correction was not included.

3. The microphone volume correction was not included.

Calibrated by :


(Mr. Weerachai Deechaiyae)

Approved by :


(Mr. Prawate Kluaypa)
Acting Director

Electrical and Electronic Standards Laboratory
Industrial Metrology and Testing Service Centre

Date of Calibration : 15 May 2021

Date of Issue : 18 May 2021

Ref : 2011264050601894002

End of Certificate

2 / 2

The results relate only to the items tested/calibrated or value assigned.

Advertising the Report/Certificate and publicity of the results except in full are prohibited unless written permission is obtained from the governor of TISTR.

FM.BL.MTC.002 Rev.4

Head Office
35 Mu 3 Tambon Khlong Ha, Amphoe Khlong Luang,
Changwat Pathumthani 12120, Thailand
Tel. (66) 0 2577 9000
Fax. (66) 0 2577 9009
E-mail : rumpai@tistr.or.th Website:www.tistr.or.th

Office/Laboratory
Soi 1C, Bangpoo Industrial Estate, Sukhumvit Road,
Amphoe Muang, Changwat Samutprakan 10280, Thailand
Tel. (66) 0 2323 1672-80 ext. 115, 116
Fax. (66) 0 2323 9165
E-mail : mtc@tistr.or.th

Office
196 Phahonyothin Road, Chatuchak, Bangkok 10900,
Thailand
Tel. (66) 0 2579 1121-30 ext. 5219, 5225, 5217
Fax. (66) 0 2579 8592
E-mail : sumalee@tistr.or.th



บริษัท เอส.พี.เอส. คอนซัลติ้ง เซอร์วิส จำกัด
S.P.S. CONSULTING SERVICE CO., LTD.
7 ซอยพหลโยธิน 24 ถนนพหลโยธิน แขวงจอมพล เขตจตุจักร กรุงเทพฯ 10900
7 Soi Phaholyothin 24, Phaholyothin Rd., Jompol, Chatuchak, Bangkok 10900
Tel : (662) 939-4370-72 Fax : (662) 513-4221 E-mail : sale@spscon.com, www.spscon.com

Noise B_106/22

Sound Level Meter Calibration Report

Acoustic Calibrator Data

Brand	ACO	Number	AC 03/56
Model	2127	Serial No.	130006
Calibration Range	94 dB, 1000 Hz	Last Calibration	15 May 2021
		Due Date	15 May 2022

Calibration Data

Sound Level Meter Data				Calibration Data		
SLM No.	Brand	Model	Serial No.	Date	Actual Reading [dB]	
					Before Adjustment	After Adjustment
ACO-B06	ACO	6236	00142003	17 February 2022	93.9	94.0
ACO-B08	ACO	6236	00142008	17 February 2022	93.9	94.0
ACO-B11	ACO	6236	00152079	17 February 2022	94.0	94.0
ACO-B17	ACO	6236	00172042	17 February 2022	94.1	94.0
ACO-B25	ACO	6236	00182006	17 February 2022	94.1	94.0
ACO-B29	ACO	6236	00182011	17 February 2022	94.0	94.0
ACO-B32	ACO	6236	00182014	17 February 2022	94.1	94.0
ACO-B37	ACO	6236	00192028	17 February 2022	94.0	94.0
ACO-R41	ACO	6236	00192053	17 February 2022	93.9	94.0
ACO-R50	ACO	6236	00192062	17 February 2022	94.0	94.0
ACO-R51	ACO	6236	00192063	17 February 2022	94.1	94.0
ACO-R52	ACO	6236	00192064	17 February 2022	94.1	94.0
Acoustic Certified Value : Thailand Institute of Scientific and Technological Research (TISTR)					93.96 ± 0.40 dB	

Calibrated by :

Phakhinai Khongkomnerd
(Mr. Phakhinai Khongkomnerd)

Approved by :

Peera Detudom
(Mr. Peera Detudom)



บริษัท เอส.พี.เอส. คอนซัลติ้ง เซอร์วิส จำกัด
S.P.S. CONSULTING SERVICE CO., LTD.
7 ซอยพหลโยธิน 24 ถนนพหลโยธิน แขวงจอมพล เขตจตุจักร กรุงเทพฯ 10900
7 Soi Phaholyothin 24, Phaholyothin Rd., Jompol, Chatuchak, Bangkok 10900
Tel : (662) 939-4370-72, Fax : (662) 513-4221, E-mail : sale@spscon.com, www.spscon.com

Noise B_369/22

Sound Level Meter Calibration Report

Acoustic Calibrator Data

Brand	ACO	Number	AC 03/56
Model	2127	Serial No.	130006
Calibration Range	94 dB, 1000 Hz	Last Calibration	28 April 2022
		Due Date	28 April 2023

Calibration Data

Sound Level Meter Data				Calibration Data		
SLM No.	Brand	Model	Serial No.	Date	Actual Reading [dB]	
					Before Adjustment	After Adjustment
ACO-B12	ACO	6236	00152081	20 June 2022	93.9	94.0
ACO-B17	ACO	6236	00172042	20 June 2022	93.9	94.0
ACO-B18	ACO	6236	00172048	20 June 2022	94.0	94.0
ACO-B26	ACO	6236	00182007	20 June 2022	94.0	94.0
ACO-B30	ACO	6236	00182012	20 June 2022	94.0	94.0
ACO-B40	ACO	6236	00192031	20 June 2022	93.9	94.0
ACO-B41	ACO	6236	00192032	20 June 2022	93.9	94.0
Acoustic Certified Value : Thailand Institute of Scientific and Technological Research (TISTR)					93.93 ± 0.10 dB	

Calibrated by :

Phakhinai Khongkomnerd
(Mr. Phakhinai Khongkomnerd)

Approved by :

Peera Detudom
(Mr. Peera Detudom)

คุณภาพน้ำ



TECHNOLOGY PROMOTION ASSOCIATION (THAILAND-JAPAN)
CORPORATE SERVICES 3: EQUIPMENT CALIBRATION AND TESTING SERVICES
534/4 PATTANAKARN ROAD SOI 18, SUANLUANG, SUANLUANG BANGKOK 10250
TEL. 0-2717-3000-27 FAX. 0-2719-9484



Cert.No.: 22CH140

Page.: 1 of 2

Certificate of Calibration

Equipment : Conductivity Meter
Manufacturer : Mettler Toledo
Model : SevenCompact
Serial No. : C141708983
ID No. : -
Condition As-Received: Used Item
Received Date : 31 January 2022
Calibration Date : 02 February 2022
Reference : 2201-0954WSC-1
Submitted by : S.P.S. Consulting Service Co.,Ltd.
7 Soi Phahonyothin 24, Phahonyothin Rd.,
Chom Phon, Chatuchak, Bangkok 10900
Ambient Temperature : $(25 \pm 2.5) ^\circ\text{C}$
Relative Humidity : $(50 \pm 15) \%$
Calibration Procedure: In -house method :
- CP-CH6 : based on direct measurement by
using certified reference material (CRM)

Calibrated by : Warakorn Lerngagtrakul

Approved by :

Approved Signatory

- (☒) Malee Butkruea
(☐) Saithip Meangmai
(☐) Warakorn Lerngagtrakul

Issue Date : 10 February 2022

The Uncertainties are for a confidence probability of approximately 95%

This certificate may not be reproduced other than in full, except with the prior written
Approval of the head of Corporate Services 3 : Equipment Calibration and Testing Services.

A 0037795



Cert.No.: 22CH140

Page.: 2 of 2

Condition of this result of calibration**1. Reference Standard Instrument :-**

<u>Instrument</u>	<u>Serial No.</u>	<u>ID No.</u>	<u>Certificate No.</u>	<u>Due date</u>
1) Thermometer	1963878	130RC095	21I977	17 Sep 2022

This certification is traceable to the International System of Unit maintained at:-

- Traceable to National Institute of Metrology (Thailand), NIMT

2. Certified Reference Materials :-

- Conductivity calibration solution, CPA chem Ltd., The measurement results are traceable to SI through CPA chem Ltd., ANSI-ASQ National Accreditation Board, Accredited No. AR-1835

<u>Conductivity Solution</u>	<u>Manufacturer</u>	<u>Lot No.</u>	<u>Exp. date</u>
147.0 $\mu\text{S/cm}$	CPA Chem	761020	02 Aug 2022
1413.0 $\mu\text{S/cm}$	CPA Chem	761021	02 Aug 2022
12.880 mS/cm	CPA Chem	761022	02 Aug 2022
111.3 mS/cm	CPA Chem	768164	12 Sep 2022

- Control Conductivity calibration solution temperature by Water bath (25 ± 0.1) $^{\circ}\text{C}$

3. This certificate is valid only to the item calibrated on date and place of calibration.**Calibration results****Function : Conductivity Measurement****(*) After Adjustment at 0.147, 1.413, 12.880, 111.3 mS/cm** **Conductivity Electrode Serial No.: 5821320179**

Standard Conductivity Solution	Before Adjustment UUC* Reading	After Adjustment UUC* Reading	Uncertainty of Measurement (\pm)	Coverage factor k
147.0 $\mu\text{S/cm}$	148.1 $\mu\text{S/cm}$	147.0 $\mu\text{S/cm}$	0.99 $\mu\text{S/cm}$	2.00
1413.0 $\mu\text{S/cm}$	1413 $\mu\text{S/cm}$	1413 $\mu\text{S/cm}$	9.2 $\mu\text{S/cm}$	2.00
12.880 mS/cm	12.61 mS/cm	12.88 mS/cm	0.086 mS/cm	2.00
111.3 mS/cm	105.7 mS/cm	111.4 mS/cm	0.76 mS/cm	2.00

Remark**- UUC* = Unit Under Calibration****- 147.0 $\mu\text{S/cm}$ Adjustment Cell constant = 0.550585 cm^{-1}** **- 1413.0 $\mu\text{S/cm}$ Adjustment Cell constant = 0.554585 cm^{-1}** **- 12.880 mS/cm Adjustment Cell constant = 0.562585 cm^{-1}** **- 111.3 mS/cm Adjustment Cell constant = 0.578585 cm^{-1}**

The reported uncertainty of measurement was based on a standard uncertainty multiplied by a coverage factor k , providing a level of confidence of approximately 95 %.

Malu.

-o0o-

a 1093760



TECHNOLOGY PROMOTION ASSOCIATION (THAILAND-JAPAN)
CORPORATE SERVICES 3: EQUIPMENT CALIBRATION AND TESTING SERVICES
534/4 PATTANAKARN ROAD SOI 18, SUANLUANG, SUANLUANG BANGKOK 10250
TEL. 0-2717-3000-27 FAX. 0-2719-9484



Cert.No.: 21CH1216

Page.: 1 of 2

Certificate of Calibration

Equipment :	pH Meter
Manufacturer :	HANNA
Model :	HI 3512
Serial No. :	08685754
ID No. :	-
Condition As-Received:	Used Item
Received Date :	14 September 2021
Calibration Date :	16 September 2021
Reference :	2109-0508WN-1
Submitted by :	S.P.S. Consulting Service Co.,Ltd. 7 Phaholyothin 24, Phaholyothin Road, Jompol, Chatuchak, Bangkok10900
Ambient Temperature :	(25 ± 2.5) °C
Relative Humidity :	(50 ± 15) %
Calibration Procedure :	In - house method : - CP-CH5 by direct measurement with standard voltage calibrator and direct measurement with certified reference material (CRM)

Calibrated by : Walalak Sirithean

Approved by :

Approved Signatory

- (✓) Malee Butkruea
() Saithip Meangmai
() Warakorn Lernagtrakul

Issue Date : 22 September 2021

The Uncertainties are for a confidence probability of approximately 95%

This certificate may not be reproduced other than in full, except with the prior written
Approval of the head of Corporate Services 3 : Equipment Calibration and Testing Services.

A 0032410



Cert. No.: 21CH1216

Page.: 2 of 2

Condition of this calibration result

1. Reference Standard Instrument : -

<u>Instrument</u>	<u>Serial No.</u>	<u>ID No.</u>	<u>Cert. No.</u>	<u>Due Date</u>
1) Document Process Calibrator	46530031	130RC098	20E3666	14 Oct 2021

This certification is traceable to the International System of Unit maintained at:-

- Traceable to National Institute of Metrology (Thailand), NIMT

2. Certified Reference Materials : The measurement results are traceable to SI through CPA chem Ltd.,
ANSI-ASQ National Accreditation Board, Accredited No. AR-1835

<u>Buffer Solution</u>	<u>Manufacturer</u>	<u>Lot No.</u>	<u>Exp. date</u>
pH 4.008	CPA chem	754028	28 June 2023
pH 6.985	CPA chem	725927	12 Jan 2022
pH 10.015	CPA chem	761018	02 Aug 2022

3. This certificate is valid only to the item calibrated on date and place of calibration.

Calibration Results**Function : mV Measurement****Performing standard curve by Fluke at pH (4,7,10)**

Unit Under Calibration	Nominal Value	Standard Voltage Input	Actual Reading		Uncertainty of Measurement (\pm mV)	Coverage factor <i>k</i>
	pH	mV	mV	pH		
pH Meter S/N.: 08685754	4.000	177.48	177.9	4.000	0.058	2.00
	7.000	0.00	0.4	7.000	0.058	2.00
	10.000	-177.48	-177.2	10.000	0.058	2.00

Function : pH Measurement**Performing three buffers standard curve by using buffer nominal pH (4,7,10)**

Unit Under Calibration	Standard pH Buffer Solution	Actual pH Reading	Actual mV Reading (mV)	Uncertainty of pH measurement (\pm)	Coverage factor <i>k</i>
pH Electrode S/N.: 061416CM	4.008	4.008	169.2	0.0046	2.00
	6.985	6.985	-4.4	0.0075	2.00
	10.015	10.013	-178.9	0.013	2.05

The reported uncertainty of measurement was based on a standard uncertainty multiplied by a coverage factor *k*, providing a level of confidence of approximately 95 %.

-o0o-

maku.

a 1072797



CERTIFICATE No : 22M2569

REFERENCE No : 64386-3

PAGE : 1 OF 2

Certificate of Calibration

EQUIPMENT : DIGITAL BALANCE

MANUFACTURER : SARTORIUS

MODEL : BSA224S-CW

SERIAL No : 36591843

ID No : BA 09/61

CONDITION AS RECEIVED : USED ITEM

SUBMITTED BY : S.P.S. CONSULTING SERVICE CO., LTD.
7 SOI PHAHOLYOTHIN 24, PHAHOLYOTHIN RD.,
JOMPOL, CHATUCHAK, BANGKOK 10900

CALIBRATED BY : TETNITHI W.

CALIBRATION DATE : 11-Mar-22

APPROVED BY : PONGSAK J.

ISSUED DATE : 17-Mar-22

RECEIVED DATE : 11-Mar-22



CERTIFICATE No : 22M2569

PAGE : 2 OF 2

Calibration Report

EQUIPMENT : DIGITAL BALANCE MODEL : BSA224S-CW
MANUFACTURER : SARTORIUS S/N : 36591843
ID No : BA 09/61 RECEIVED DATE : 11-Mar-22
AIR PRESSURE : 1008mbar \pm 1mbar CALIBRATION DATE : 11-Mar-22
AMBIENT TEMPERATURE : 22° C \pm 1° C RELATIVE HUMIDITY : 51 %RH \pm 10 % RH

CONDITION OF THIS RESULTS OF CALIBRATION

1. THIS INSTRUMENT WAS CALIBRATED BY ACCORDING TO UKAS LAB 14 EDITION 6:2019 BY USING KNOWN WEIGHT STANDARD WEIGHT. THE BALANCE WAS ADJUSTED USING WEIGHT OF QUALITY CALIBRATION TO ADJUST. THE BALANCE HAS NO ZERO TRACKING FUNCTION. REPEATABILITY WAS MEASURED BY USING 10 REPEATED MEASUREMENTS. LINEARITY WAS MEASURED COVERING 10 POINTS, EVENLY SPREAD OVER THE RANGE. THE INSTRUMENT WAS SET ZERO BEFORE PERFORMING THE LINEARITY TEST. OFF-CENTER LOADING WAS MEASURED BY USING STANDARD WEIGHTS PLACED ON THE PAN AND MOVED TO VARIOUS POSITIONS ON THE PAN.

2. REFERENCE STANDARD INSTRUMENTS :-

<u>INSTRUMENT</u>	<u>MODEL</u>	<u>SERIAL No</u>	<u>CERTIFICATE No</u>	<u>DUE DATE</u>
1) STANDARD WEIGHT SET	E2	QK-I-151	C02210415	09-Feb-23

3. THIS RESULT WAS FOUND ACCURATE AS SHOWN ON DATE AND PLACE OF CALIBRATION ONLY.

4. THIS RESULT EXCLUDE LONG TERM STABILITY OF THE UNIT UNDER CALIBRATION.

5. THIS CERTIFICATE IS TRACEABLE TO THE INTERNATIONAL SYSTEM OF UNIT MAINTAINED AT:-

- NATIONAL INSTITUTE OF METROLOGY (THAILAND) THROUGH CENTRAL BUREAU OF WEIGHTS&MEASURES

RESULT OF CALIBRATION :- WITHOUT ADJUSTMENT

1. ZERO SETTING FUNCTION : NORMAL

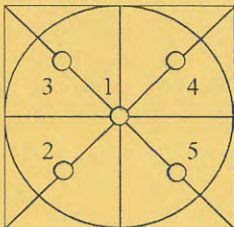
2. TARE FUNCTION : NORMAL

3. REPEATABILITY OF READING AT 200 g WAS 0.000048 g

4. DEPARTURE FROM NOMINAL VALUE/ LINEARITY

NOMINAL VALUE (g)	BALANCE READING (g)	CORRECTION (g)	UNCERTAINTY (\pm g)
0.00	0.0000	0.0000	0.000078
0.10	0.1000	0.0000	0.000078
0.20	0.2000	0.0000	0.000078
0.50	0.5000	0.0000	0.000079
1.00	1.0000	0.0000	0.000079
2.00	2.0000	0.0000	0.000080
5.00	5.0000	0.0000	0.000081
10.00	10.0000	0.0000	0.000084
20.00	20.0000	0.0000	0.000089
50.00	50.0000	0.0000	0.00011
100.00	100.0000	0.0000	0.00019
200.00	199.9999	0.0001	0.00032

5. OFF CENTER LOADING ERROR



POINT	READING (g)
1	99.9999
2	99.9999
3	100.0000
4	99.9999
5	99.9998
OFF-CENTER LOADING	0.0001

NOTE: THIS CALIBRATION WAS CARRIED OUT AT THE CUSTOMER'S PLACE AT PRODUCTION AREA

THE REPORTED UNCERTAINTY OF MEASUREMENT WAS BASED ON A STANDARD UNCERTAINTY MULTIPLIED BY A COVERAGE FACTOR $k=2$, PROVIDING A LEVEL OF CONFIDENCE APPROXIMATELY 95%.

END OF CALIBRATION REPORT



TECHNOLOGY PROMOTION ASSOCIATION (THAILAND-JAPAN)
CORPORATE SERVICES 3 : EQUIPMENT CALIBRATION AND TESTING SERVICES


534/4 PATTANAKARN ROAD SOI 18, SUANLUANG, SUANLUANG BANGKOK 10250

TEL. 0-2717-3000 FAX. 0-2719-9484

Cert.No.: 22TW98

Page.: 1 of 2

Certificate of Testing

Equipment :	DO Meter
Manufacturer :	YSI
Model :	5000-230V
Serial No. :	15B100751
ID No. :	-
Received Date :	20 April 2022
Test Date :	21 April 2022
Reference :	2204-0429WC-1
Submitted by :	S.P.S. Consulting Service Co.,Ltd. 7 Phaholyothin 24, Phaholyothin Road., Jompol, Chatuchak, Bangkok 10900
Laboratory Condition :	Temperature (25 ± 5) °C Humidity (50 ± 20) %
Test Procedure :	In - house method : CP-CH9 by Comparison Technique with Azide Modification Method
Tested by :	Walalak Sirithean
Approved by :	 Approved Signatory
<input checked="" type="checkbox"/> Malee Butkruea <input type="checkbox"/> Saithip Meangmai <input type="checkbox"/> Warakorn Lerngagtrakul	
Issue Date :	25 April 2022



Cert.No.: 22TW98

Page.: 2 of 2

Condition of this result of calibration

1. Reference Standard Instruments :

This certification is traceable to the International System of Unit through the reference standards laboratory of Industrial Calibration Center, Technology Promotion Association (Thailand-Japan).

<u>Instruments</u>	<u>Serial No.</u>	<u>ID No.</u>	<u>Certificate No.</u>	<u>Due Date</u>
1) Burette	-	130BU10	21CG1389	25 Mar 2023
2) Balance	1126143764	140RC004	21MM430	21 Sep 2022

2. Standard Material :-

<u>Material</u>	<u>Manufacturer</u>	<u>Lot.No.</u>	<u>Assay</u>
Sodium Thiosulfate pentahydrate	Merck	AM1763316	100.2%

Result : Dissolved Oxygen Meter Adjustment With Air 100 %

Dissolved Oxygen Probe No.: 14J100195

Titration Method (Azide Modification Method) (mg/L)	DO Meter Reading (mg/L)	Standard Deviation (mg/L)
8.12	8.14	0.0084

This report was certified only for the instrument we tested. It is allowable to use for study the system efficiency, The environmental impact control and present to organization it may concerned. Intend to use for advertising and referral purpose is prohibited. This report may not be reproduced other in full, without written approval of the laboratory

-o0o-

Malu

a 1105753



QUALITY CALIBRATION CO.,LTD.

235 Petchkasem 63/2 Road, Laksong, Bangkae, Bangkok 10160

Tel (662) 421-5402, (662) 444-0152-3, Fax (662) 809-4584

www.qcalibration.com

CERTIFICATE No : 22T0570

REFERENCE No : 63773-2

PAGE : 1 OF 2

Certificate of Calibration

EQUIPMENT : COD REACTOR

MANUFACTURER : HACH

MODEL : DRB 200


SERIAL No : 15110C0498

ID No : DRB 06/59

SUBMITTED BY : S.P.S. CONSULTING SERVICE CO., LTD.
7 SOI PHAHOLYOTHIN 24, PHAHOLYOTHIN RD.,
JOMPOL, CHATUCHAK, BANGKOK 10900

CALIBRATED BY : CHAICHARN CH.

CALIBRATION DATE : 21-Jan-22

APPROVED BY : 
PONGSAK J.

ISSUED DATE : 21-Jan-22

RECEIVED DATE : 19-Jan-22



QUALITY CALIBRATION CO.,LTD.

235 Petchkasem 63/2 Road, Laksong, Bangkae, Bangkok 10160

Tel (662) 421-5402, (662) 444-0152-3, Fax (662) 809-4584

CERTIFICATE No : 22T0570

PAGE : 2 OF 2

Calibration Report

EQUIPMENT : COD REACTOR
MANUFACTURER : HACH
ID NUMBER : DRB 06/59
RECEIVED DATE : 19-Jan-22
AMBIENT TEMPERATURE : 23° C ± 1° C

MODEL : DRB 200
SERIAL NUMBER : 15110C0498
CALIBRATION DATE : 21-Jan-22
RELATIVE HUMIDITY : 52 %RH ± 10 % RH

CONDITION OF THIS RESULTS OF CALIBRATION


1. THIS INSTRUMENT WAS CALIBRATED BY DIRECT MEASUREMENT TEMPERATURE RECORDER WITH THERMOCOUPLE TYPE K UNDER NO LOAD CONDITION. THE THERMOCOUPLES WERE PLACED ON 15 POINTS AND LOCATED ONE THERMOCOUPLE IN EACH OF THE FOUR CORNERS OF THE REACTOR AND PLACED THE EIGHTH THERMOCOUPLE AT THE CENTER OF THE REACTOR.

2. REFERENCE STANDARD INSTRUMENTS :-

INSTRUMENT	MODEL	SERIAL No	CERTIFICATE No	DUE DATE
1) DATA LOGGER WITH TC TYPE K	HYDRA 2635A	8009008	21T6767	10-Jul-22

3. THIS RESULT WAS FOUND ACCURATE AS SHOWN ON DATE AND PLACE OF CALIBRATION ONLY.
4. THIS RESULT EXCLUDE LONG TERM STABILITY OF THE UNIT UNDER CALIBRATION.
5. THIS CERTIFICATE IS TRACEABLE TO THE INTERNATIONAL SYSTEM OF UNIT MAINTAINED AT:-
- NATIONAL INSTITUTE OF METROLOGY (THAILAND) THROUGH QUALITY CALIBRATION CO.,LTD.

RESULT OF CALIBRATION :- WITHOUT ADJUSTMENT



TEMPERATURE MEASUREMENT ACCURACY TEST

Block No.	1	2
Controller temperature (°C)	145	145
Indicating Temperature	145	145
Measured Temperature (° C) at Spread Locations	1	150.5
	2	150.6
	3	149.7
	4	150.2
	5	149.9
	6	150.1
	7	150.1
	8	149.7
	9	150.6
	10	149.6
	11	149.9
	12	149.6
	13	149.7
	14	149.8
	15	149.6
Uncertainty of Measurement(± °C)	0.86	0.86

NOTE 1 : THE UNCERTAINTY OF MEASUREMENT EXCLUDED TEMPERATURE UNIFORMITY OF THE CHAMBER.

NOTE 2 : THIS CALIBRATION WAS CARRIED OUT AT THE CUSTOMER'S PLACE AT LABORATORY AREA.

THE REPORTED UNCERTAINTY OF MEASUREMENT WAS BASED ON A STANDARD UNCERTAINTY MULTIPLIED BY A COVERAGE FACTOR k =2, PROVIDING A LEVEL OF CONFIDENCE APPROXIMATELY 95%.

END OF CALIBRATION REPORT



MAINTENANCE AND TEST CERTIFICATE MODEL

OPTIMA 5300DV

Customer : <u>S.P.S.Consulting Service Co.,Ltd</u>	Date Tested: <u>January 12, 2022</u>	
	Recommendation Recertification	
Address : <u>7 Soi Phaholyothin 24</u>	Period <u>6</u> Months	
<u>Paholyothin Road</u>	Recertification Due: <u>July 12, 2022</u>	
<u>Jompol Chatuchak, Bangkok 1090</u>	Date Last Certified: <u>July 14, 2021</u>	
User Name: <u>K.Phenpha Viphasathawat</u>	Visit Number: <u>2 of 2</u>	
Phone: <u>083-9269252</u>	PerkinElmer Phone: <u>02-719-6420 ext 206</u>	
Fax: <u>02-513-4221</u>	PerkinElmer Fax: <u>02-318-5597</u>	

CONFIGURATION TESTED		ACCESSORIES/COMPONENT NOT INCLUDED
MODEL	SERIAL NUMBER	
<u>OPTIMA 5300DV</u>	<u>077C7042401</u>	
TESTED EQUIPMENT	CALIBRATION NUMBER	EXPIRATION
<u>IPV Methods</u>		
TEST STANDARD USED	PART NUMBER	EXPIRATION DATE
<u>Multielement Standard</u>	<u>N069-1579</u>	<u>August 30, 2022</u>
<u>Wavecal Solution</u>	<u>N058-2152</u>	<u>January 30, 2022</u>
<u>VIS Wavecal solution</u>	<u>N930-2946</u>	<u>June 30, 2022</u>
<u>Instrument Cal. STD4</u>	<u>N930-0221</u>	<u>August 30, 2022</u>
CUSTOMER SUPPLIED	COMMENTS	CUSTOMER INITIALS
<u>2 % HNO3</u>		
<u>10 % HNO3</u>		



MAINTENANCE AND TEST CERTIFICATE MODEL

OPTIMA 5300DV

SERIAL NUMBER 077C7042401
DATE TESTED January 12, 2022
1. MECHANICAL CHECKS

A. Inspect and clean all fans and filters.

☐ OK

B. Inspect and replace as necessary, all torch components including the RF coil.

☐ OK

C. Inspect all tubing for sign of clacking or leaking.

☐ OK

D. Adjust water and gas pressure regulator settings.

☐ OK

E. Inspect and leak check pneumatics drawers.

☐ OK

F. Clean the exterior of the instrument.

☐ OK

2. OPTICAL CHECKS

A. Inspect and clean all optical components.

☐ OK

B. As required, check and replace all purgefilters.

☐ OK

C. Recheck optical alignment.

☐ OK

3. COOLING SYSTEM CHECKS

A. Perform preventive maintenance on chiller.

☐ OK

B. Flush out the chiller every year.

☐ N/A

4. PERFORMANCE CHECKS

A. Torch View Alignment.

☐ OK

B. Wavelength Calibration.

☐ OK



MAINTENANCE AND TEST CERTIFICATE MODEL

OPTIMA 5300DV

SERIAL NUMBER : 077C7042401

DATE TESTED : January 12, 2022

PARAMETER	SPECIFICATION			FINAL VALUE	
Spectral Resolution : UV	As	193.696 nm	≤ 0.007	0.00554	
	Ni	231.604 nm	≤ 0.008	0.00725	
	Ni	341.476 nm	≤ 0.012	0.00752	
Spectral Resolution : VIS	La	408.672 nm	≤ 0.020	0.01616	
	Ba	455.403 nm	≤ 0.025	0.02416	
Precision					
	As	193.656 nm	% RSD < 1.0	0.34	%
	Zn	213.856 nm	% RSD < 1.0	0.27	%
	Mn	257.610 nm	% RSD < 1.0	0.41	%
	La	379.478 nm	% RSD < 1.0	0.57	%
	Ba	455.403 nm	% RSD < 1.0	0.33	%
	Ba	493.408 nm	% RSD < 1.0	0.26	%
Detection Limits : Axial	Tl	190.080 nm	3(sd)	5.51	ppb
	As	193.696 nm	3(sd)	8.59	ppb
	Pb	220.353 nm	3(sd)	0.50	ppb
Detection Limits : Radial	As	193.696 nm	3(sd)	21.00	ppb
	Zn	213.856 nm	3(sd)	0.32	ppb
	Mn	257.610 nm	3(sd)	0.18	ppb
	La	379.478 nm	3(sd)	0.44	ppb
	Ba	455.403 nm	3(sd)	0.17	ppb
	Ba	493.408 nm	3(sd)	0.12	ppb
BEC : Axial (IB X 500)/(IS-IB)	Cd	226.502 nm	≤ 150 ppb	12.46	
BEC : Radial (IB X 1000)/(IS-IB)	Mn	257.610 nm	≤ 45 ppb	30.82	



MAINTENANCE AND TEST CERTIFICATE MODEL

OPTIMA 5300DV

SERIAL NUMBER 077C7042401DATE TESTED January 12, 2022**Remarks :**

Commissioning follow as commissioning performance sheets.

This is to certify that the above tests have been performed and the configuration tested



meets



does not meet

the PerkinElmer Specifications listed on this certificate.

This certificate does not modify PerkinElmer's standard terms and condition of sale,
including warranty terms.

Service Department PerkinElmer Ltd.


Authorized Representative:

(Mr. Wiphan Promlumda)

Service Engineer

PinAAcle 900Z Preventive Maintenance (PM)

Company Name:	S.P.S.CONSULTING SERVICE CO.,LTD.		
Address (Instrument Location):	PHAHOLYOTHIN RD, JOMPON, BANGKOK, 51, TH, 10900		
Serial Number:	PZAS19090402	PM Number:	1/2
Customer Name (if applicable):	K. PHENPHA	Telephone Number:	083-926-9252
Customer Support Engineer Name:	K. DUANG	Service Order Number:	WO-01473846
Date PM Performed: (DD-MMM-YYYY)	01-Jun-2022	Next PM Due Date: (DD-MMM-YYYY)	01-Dec-2022
Standard Labor Hours to Complete PM :		5 hours	

Part Number	Release	Publication Date	
09370144 Rev.9	A	January 2018	

Scope

The purpose of this PM is to ensure the continued functionality of the PinAAcle 900Z by inspecting and replacing any worn or damaged parts. This service should only be performed by a trained representative of PerkinElmer.

The customer should save their method before the PM begins.

General Instructions:

The customer must provide the engineer operational data to demonstrate recent instrument performance prior to starting the PM.

Always check with the customer before making any changes that may affect the customer's analysis or calibration, including a current back-up of system software and/or data files.

The completed document should be signed by an authorized PerkinElmer and customer representative and left with the customer.

Update the PM sticker and instrument logbook as required.

Copyright Information

This document contains proprietary information that is protected by copyright. All rights are reserved.

No part of this publication may be reproduced in any form whatsoever or translated into any language without the prior, written permission of PerkinElmer, Inc. **Copyright © 2013 PerkinElmer, Inc.**

Trademarks

Registered names, trademarks, etc. used in this document, even when not specifically marked as such, are protected by law. PerkinElmer is a registered trademark of PerkinElmer, Inc. All other trademarks and registered trademarks not owned by PerkinElmer, Inc. or its subsidiaries that are depicted herein are the property of their respective owners. **Except as specifically set forth in its terms and conditions of sale, PerkinElmer makes no Warranty of any kind with regard to this document, including, but not limited to, the implied warranties of merchantability and fitness for a particular purpose.**

PerkinElmer shall not be liable for incidental or consequential damages in connection with the furnishing or use of this document.

Component List

Component / Specific Model	Serial #	Configuration Notes
AS900	AS9419052359	Syngistix 3.1

Parts Lists

Parts Included with the PM		
Part Number (if applicable)	Description	Quantity
B0501696	Fan Filters	2
B3002013	THGA Contact Cylinders	1
B3141064	Glycerol for THGA Cooling	N/A

Additional Reagents and Standards Required for PM				
Part Number (if applicable)	Description	Quality	Batch/Lot #	Expired Date (MM/YY)
N9300244	GFAAS Mixed Standard	AR	56-021CRY1	30-Jun-2023

Additional Reagents and Standards Required for PM (Customer Support Solution)				
Part Number (if applicable)	Description	Quantity	Batch/Lot #	Expiration Date (MM/YY)
N/A	DI Water	250 ml.	AR	AR
N/A	0.5% HNO ₃	250 ml.	AR	AR

Additional Tools Required for PM			
Part Number (if applicable)	Description	Quantity	Serial #
B3100652 Or N9307029	Electronic Flow Meter	1	NA
B0505495	Test Jig	1	NA
03030997	System 2 EDL Driver	1	03030997
N3050605	As System 2 EDL	1	16148
N3050121	Cu Lumina HCL	1	092216-010130
N3050109	Ba Lumina HCL	1	102416-040160
N3050139	K Lumina HCL	1	110716-010060
N3050152	Ni Lumina HCL	1	100516-030190
N3050119	Cr Lumina HCL	1	091911-020150

Procedure Checklist

Use (✓) to check off those steps in the checklist that have been completed.

1. General:

- ☒ Review the instrument performance with the customer and document any recent problems.
- ☒ Inspect the customer log book and make any appropriate PM entries.
- ☒ Perform general inspection of system for cleanliness.

2. PC Instrument Software:

- ☒ Instrument Software user files/databases archived, packed, and/or deleted as needed.

3. Mechanical:

- ☒ Inspect and clean all fans and filters. Replace filters if necessary
- ☒ Inspect all gas and water lines for leaks and/or wear. Replace if needed. Thoroughly inspect all quick connects. Replace the Y connector, P/N 09921079, if needed.
- ☒ Clean exterior of the instrument.
- ☒ Check the drain system for signs of wear. Replace worn or damaged parts.
- ☒ Inspect the pole pieces and clean where the pole pieces contact the furnace. Replace the pole piece p-rings as needed, P/N's B0501018 & B0501250. Grease the O-rings as needed with Apiezon L grease, P/N 09905148
- ☒ Inspect the four insulation pads on the front contact housing of the THGA in furnace. If the pads are missing replace the THGA furnace or replace the insulator pads on the furnace.
- ☒ Inspect the graphite tube and clean the contact cylinders. Replace if necessary.
- ☒ Check internal and external gas flows with the Electronic Gas Flow Meter and the Gas Flow Test Probe as described in the Service Manual. Correct if necessary.
- ☒ Check furnace open/close function.
- ☒ Verify the operation of the GFTV Camera for proper operation and viewing alignment in the furnace camera Tube View window. Align if needed.
- ☒ Check the operation of the Halogen Light ASSY for the GFTV Camera. Replace if needed.
- ☒ Check the water level/quality in the recirculation (if applicable). Add distilled water if necessary.
- ☒ Check the cooling system fluid flow rate with the FCS In-Line Flow Meter for proper levels if needed. Refer to SDB# COSY008.STN
- ☒ Perform Cooling System maintenance if needed per SDB# COSY005.STN.
- ☒ Check auto sampler operation.
- ☒ Perform an auto sampler check valve test as described in the Service Manual.
- ☒ Lubricate the spindles of the auto sampler pumps and all moving parts of the tray mechanics as described in the Service Manual.
- ☒ Inspect the auto sampler sampling capillary as described in the Service Manual. Replace if necessary.
- ☒ Inspect the four insulation pads on the front contact housing of the THGA in furnace. If the pads are missing replace the THGA furnace or replace the insulator pads on the furnace.
- ☒ Inspect the graphite tube and clean the contact cylinders. Replace if necessary.
- ☒ Check internal and external gas flows with the Electronic Gas Flow Meter and the Gas Flow Test Probe as described in the Service Manual. Correct if necessary.
- ☒ Check furnace open/close function

4. Electrical:

- ✓ Inspect PC boards. Clean if necessary.
- ✓ Check instrument firmware revisions upgrade to current levels (if necessary)
- ✓ Run Diagnostics Test within the Advanced function of the Spectrometer page. Check the results in the service log folder in the Spectrometer BM Log Viewer.

5. Optics:

- ✓ Inspect and clean the sample compartment windows, if needed.
- ✓ Inspect and clean the furnace windows, if needed.
- ✓ Inspect and clean the GFTV camera lens, if needed.
- ✓ Inspect optics. Clean or replace if necessary,

6. Gasses:

- ✓ Verify that the Gasses supplied to the instrument are within the pressure and purity specifications found in the PinAAcle 900 Series Pre-installation Checklist SDB.
- ✓ Verify that the air filter element is dry. Replace if necessary.

7. After PM Performance tests [THGA]:

7.1 Furnace Gas Flows

Description: Ensures the flow rates are within specification.

Parameter	Specification	Test Results	Pass/Fail
Internal Flow Rate	250 mL/min \pm 25 mL/min	255	Passed
External Flow Rate	100 mL/min \pm 10 mL/min	105	Passed

7.2 Chromium Baseline Noise

Description: Signal to noise check.

Parameter	Specification	Results	Pass/Fail
Baseline Noise	\leq 0.005 Abs.	0.0001	Passed
Standard Deviation	\leq 0.005	0.0002	Passed

7.3 Chromium Characteristic Mass and Precision

Description: Calculate the characteristic mass using the characteristic mass tool and precision from the integrated absorbance values.

Parameter	Specification	Results	Pass/Fail
Cr m ₀ Results	\leq 7.0 pg/0.0044 A-s	5.6	Passed
Precision	\leq 2.0 %	0.56	Passed

7.4 Copper Characteristic Mass and Zeeman Ratio

Description: Calculate the characteristic mass using the characteristic mass tool and check the Zeeman Ratio.

Parameter	Specification	Results	Pass/Fail
Cu m ₀ Result	≤ 16.5 pg/0.0044 A-s	14.1	Passed
Zeeman Ratio	0.52 ± 0.04	0.53	Passed

8. Review:

- ☒ Review with the customer PM work performed.
- ☒ Review with the customer routine maintenance procedures.
- ☒ Discuss recommended customer supplied materials to have on hand.
- ☒ Attach PM sticker.

Additional Comments


Additional Comments Regarding the PM	
Zeeman Ratio	$= \frac{\text{Atomic Signal (Peak area)}}{\text{Atomic Signal (Peak area)} + \text{Background Signal (Peak area)}}$ $= \frac{0.1609}{0.1609 + 0.1377}$ $= 0.53$
REPLACE PM KIT FOR PinAAcle900Z	

Review

<i>The preventive maintenance checks and if applicable performance tests for PinAAcle 900Z have been completed.</i>	
<i>This PinAAcle 900Z Passes <input checked="" type="checkbox"/> Fails <input type="checkbox"/> the preventive maintenance.</i>	
Review of Preventive Maintenance:	
Authorized PerkinElmer Representative: <div style="text-align: center; margin-top: 10px;"> </div>	Date: 01-Jun-2022 <small>(DD-MMM-YYYY)</small>
Authorized Customer Representative: <div style="text-align: center; margin-top: 10px;"> </div>	Date: 01-Jun-2022 <small>(DD-MMM-YYYY)</small>

Lambda UV Preventive Maintenance (PM)

Company Name:	S.P.S. CONSULTING SERVICE CO., LTD.		
Address:	7, Soi Phaholyothin24, Ladyao, Jatujak, Bangkok		
User Name:	K. Benjawan	WO Number:	WO-01550999
Telephone Number:	086-141-2523	PM Number:	6 of 6 P
Customer Support Engineer:	K. Anon	Certificate Number:	UV2004-2022
Date PM Performed: (DD-MMM-YYYY)	25-Jan-2022	Next PM Due Date: (DD-MMM-YYYY)	25-Jul-2022

Part Number	Release	Publication Date	
09370504	B	March 2013	

Scope

The purpose of this PM is to ensure the continued functionality of the PerkinElmer Lambda UV/Vis Spectrophotometer by inspecting and replacing any worn or damaged parts. This service should only be performed by a trained representative of PerkinElmer. The customer should save their method before the PM begins.

General Instructions:

The customer must provide the engineer operational data to demonstrate recent instrument performance prior to starting the PM. Always check with the customer before making any changes that may affect the customer's analysis should be signed by an authorized PerkinElmer and customer representative and left with the customer. Update the PM sticker and instrument logbook as required.

Copyright Information

This document contains proprietary information that is protected by copyright. All rights are reserved. No part of this publication may be reproduced in any form whatsoever or translated into any language without the prior, written permission of PerkinElmer, Inc. Copyright © 2009 PerkinElmer, Inc.

Trademarks

Registered names, trademarks, etc. used in this document, even when not specifically marked as such, are protected by law. PerkinElmer is a registered trademark of PerkinElmer, Inc. All other trademarks and registered trademarks not owned by PerkinElmer, Inc. or its subsidiaries that are depicted herein are the property of their respective owners. Except as specifically set forth in its terms and conditions of sale, PerkinElmer makes no Warranty of any kind with regard to this document, including, but not limited to, the implied warranties of merchantability and fitness for a particular purpose. PerkinElmer shall not be liable for incidental or consequential damages in connection with the furnishing or use of this document.

Component List

Component Specific Model	Serial #	Software Version		Configuration Notes
Lambda 25	501S14123010	6.2.0.0741	STD	1.27
NA	NA	NA	NA	NA

Parts Lists

Parts Included with the PM				
Part Number (if applicable)	Description	Quantity	Serial Number	Expiration Date (MM/YY)
B250 0099	Stray Light standard			
	Nal cell	1	1943	Jan-22
	NaNO2 cell	1	2963	
	KCl cell	1	31030	
	H2O	1	71497	
B050 7805	Secondary Standards for calibration of wavelength and photometric accuracy or use NBS/NIST 390 standards			
	Gray Glass G1	1	2926	Jan-22
	Gray Glass G2	1	3501	
	Gray Glass G3	1	2552	
	Holmium Glass	1	1085	

Additional Tools Required for PM					
Part Number (if applicable)	Description	Quantity	Serial #		Remark
-	-	-	-	-	-
-	-	-	-	-	-
-	-	-	-	-	-
Additional Reagents and Standards Required for PM					
Part Number (if applicable)	Description	Quantity	Batch/Lot #		Expiration Date (MM/YY)
-	-	-	-	-	-
-	-	-	-	-	-
-	-	-	-	-	-

Procedure Checklist

Use (✓) to check off those steps in the checklist that have been completed.

1. General:

- ☒ Review the instrument performance with the customer and document any recent problems.
- ☒ Inspect the customer log book and make any appropriate PM entries.
- ☒ Perform general inspection of system for cleanliness.

2. Optical checks:

- ☒ Lamp Alignment/Energy
- ☒ Sample Compartment Windows/Monochromator
- ☒ Mirror and Grating Alignment
- ☒ Cell Holder Alignment

3. Mechanical:

- ☒ Physical inspection – Please write any comments in the additional comments section.
- ☒ Grating Drive Mechanism.
- ☒ Lamp Change Mechanism.
- ☐ Slit Drive Manual Servo.

4. Test:

Refer to Appendix A for the specifications of the instrument being tested.

- ☒ D2 Wavelength accuracy

	Actual Value	Specification
Accuracy at 656.1 nm	656.16	± 0.1

☒ Holmium Oxide wavelength accuracy

Filter ID #		1085		
Test	Calibration Value	Actual Value	Deviation	Specification
279.3 nm	279.3	279.39	-0.09	± 0.5
360.8 nm	360.9	360.93	-0.03	± 0.5
459.9 nm	460.0	460.07	-0.07	± 0.5
536.4 nm	536.2	536.40	-0.20	± 0.5

☒ Scattered Light.

Test	Filter ID #	Result	Specification
NaI @ 220 nm	1943	0.0133	< 0.02 %T
NaNO ₂ @ 340 nm	2963	-0.1296	< 0.02 %T
NaNO ₂ @ 370 nm	2963	-0.0002	< 0.02 %T
KCl @ 200 nm	31030	2.4808	≥ 2 A

☒ Baseline Flatness.

Corrected Baseline	Specification
0.000163	± 0.001 A

☒ Noise Test @ 500 nm.

Actual Value	Specification
0.0000240	± 0.00008 A

☒ Photometric Accuracy.

Filter 1 ID #		2926		
Test	Calibrated Value	Actual Value	Deviation	Specification
440 nm	0.3483	0.3493	-0.0010	± 0.006 A
546 nm	0.3029	0.3046	-0.0017	± 0.006 A
635 nm	0.3200	0.3232	-0.0032	± 0.006 A
Filter 2 ID #		3501		
Test	Calibrated Value	Actual Value	Deviation	Specification
440 nm	1.001	1.0024	-0.0014	± 0.006 A
546 nm	0.9797	0.9813	-0.0016	± 0.006 A
635 nm	1.0285	1.0325	-0.0040	± 0.006 A
Filter 3 ID #		2552		
Test	Calibrated Value	Actual Value	Deviation	Specification
440 nm	0.489	0.4935	-0.0045	± 0.006 A
546 nm	0.4582	0.4595	-0.0013	± 0.006 A
635 nm	0.5046	0.5075	-0.0029	± 0.006 A

5. Accessory (where applicable):

- ☐ Integrating Sphere
- ☐ Reflecting Attachment
- ☐ Cell Changer
- ☐ Sipper
- ☐ Auto Sampler


6. Review:

- ☒ Review with the customer PM work performed.
- ☒ Review with the customer routine maintenance procedures.
- ☒ Discuss recommended customer-supplied materials to have on hand
- ☒ Attach PM sticker.
- ☒ Update Logbook.

Additional Comments

Additional Comments Regarding the PM

Review

<p><i>The preventive maintenance checks and if applicable performance tests for Lambda UV have been completed.</i></p>	
<p>This Lambda UV Passes <input checked="" type="checkbox"/> Fails <input type="checkbox"/> the preventive maintenance.</p>	
<p>Review of Preventive Maintenance:</p>	
<p>Authorized PerkinElmer Representative:</p> <p>Anon Leenthawonkit </p>	<p>Date:</p> <p>25-Jan-2022 (DD-MM-YYYY)</p>
<p>Authorized Customer Representative:</p>	<p>Date:</p> <p>25-Jan-2022 (DD-MM-YYYY)</p>

คุณภาพอากาศในสถานประกอบการ



บริษัท เอส.พี.เอส. คอนซัลติ้ง เซอร์วิส จำกัด
S.P.S. CONSULTING SERVICE CO., LTD.
7 ซอยพหลโยธิน 24 ถนนพหลโยธิน แขวงจอมพล เขตจตุจักร กรุงเทพฯ 10900
7 Soi Phaholyothin 24, Phaholyothin Rd., Jompol, Chatuchak, Bangkok 10900
Tel : (662) 939-4370-72, Fax : (662) 513-4221, E-mail : sale@spscon.com., www.spscon.com

Personal Pump Calibration Report

Calibration Method : Dry Cal Primary Flowmeter

Model : Defender 510-H

S/N : 136164

Environmental Conditions

Temperature : 25 \pm 3 $^{\circ}$ C
Pressure : 1010 \pm 15 mmbar

Personal Pump Data				Calibration Data								
No.	Brand	Model	Serial No.	Date	Flow Rate (ml/min)						Value From Calibration Curve	
					Setting			Actual (Q std.)				
					1	2	3	1	2	3	y	R ²
B01	SKC	224-PCXR4	262101	05/01/2022	1,000	1,500	2,000	995	1,496	1,995	0.999x - 1.938	1.000
B02	SKC	224-PCXR4	626166	05/01/2022	1,000	1,500	2,000	998	1,504	2,001	1.011x - 24.413	0.999
B03	SKC	224-PCXR4	612968	05/01/2022	1,000	1,500	2,000	995	1,490	1,995	1.001x - 6.653	1.000
B04	SKC	224-PCXR4	602804	05/01/2022	1,000	1,500	2,000	996	1,496	1,993	0.999x - 4.391	1.000
B05	SKC	224-PCXR4	612693	05/01/2022	1,000	1,500	2,000	1,003	1,500	2,003	1.012x - 21.952	0.999
B06	SKC	224-PCXR4	262188	05/01/2022	1,000	1,500	2,000	996	1,504	2,000	1.012x - 26.866	0.999
B07	SKC	224-PCXR4	626262	05/01/2022	1,000	1,500	2,000	998	1,492	1,994	0.996x + 1.898	1.000
B08	SKC	224-PCXR4	626100	05/01/2022	1,000	1,500	2,000	1,003	1,499	2,003	1.011x - 21.912	0.999
B09	SKC	224-PCXR4	626479	05/01/2022	1,000	1,500	2,000	997	1,490	1,994	0.994x + 3.550	1.000
B10	SKC	224-PCXR4	091950	06/01/2022	1,000	1,500	2,000	994	1,504	2,001	1.016x - 32.434	0.999
B11	SKC	224-PCXR8	564315	06/01/2022	1,000	1,500	2,000	994	1,490	1,998	1.004x - 10.450	1.000
B12	SKC	224-PCXR4	034656	06/01/2022	1,000	1,500	2,000	1,001	1,503	2,003	1.012x - 22.618	0.999
B13	SKC	224-PCXR4	602073	06/01/2022	1,000	1,500	2,000	995	1,498	1,994	1.000x - 3.701	1.000
B14	SKC	224-PCXR4	626313	05/01/2022	1,000	1,500	2,000	998	1,491	1,988	0.992x + 6.286	1.000
B15	SKC	224-PCXR4	626474	07/01/2022	1,000	1,500	2,000	1,003	1,501	2,004	1.012x - 22.048	0.999
B16	SKC	224-PCXR4	626477	07/01/2022	1,000	1,500	2,000	993	1,504	2,000	1.015x - 31.345	0.999
B17	SKC	224-PCXR4	626860	07/01/2022	1,000	1,500	2,000	997	1,495	1,992	0.995x + 2.034	1.000
B18	SKC	224-PCXR4	691484	07/01/2022	1,000	1,500	2,000	1,003	1,501	2,001	1.009x - 18.586	0.999
B19	SKC	224-PCXR4	691599	07/01/2022	1,000	1,500	2,000	992	1,499	1,997	1.003x - 9.253	1.000
B20	SKC	224-PCXR4	691587	07/01/2022	1,000	1,500	2,000	992	1,504	1,999	1.015x - 31.915	0.999
B21	SKC	224-PCXR4	691531	07/01/2022	1,000	1,500	2,000	993	1,499	1,992	1.000x - 5.273	1.000
B22	SKC	224-PCXR4	691654	07/01/2022	1,000	1,500	2,000	1,005	1,501	2,003	1.010x - 18.195	0.999
B23	SKC	224-PCXR4	798393	07/01/2022	1,000	1,500	2,000	993	1,505	2,002	1.017x - 34.683	0.999
B24	SKC	224-PCXR4	626363	07/01/2022	1,000	1,500	2,000	1,000	1,501	2,005	1.016x - 28.338	0.999
B25	SKC	224-PCXR4	798489	06/01/2022	1,000	1,500	2,000	1,000	1,495	1,997	0.997x + 2.018	1.000
B26	SKC	224-PCXR4	798479	06/01/2022	1,000	1,500	2,000	997	1,497	1,990	0.994x + 3.251	1.000
B27	SKC	224-PCXR4	691673	06/01/2022	1,000	1,500	2,000	994	1,503	2,001	1.015x - 31.951	0.999
B28	SKC	224-PCXR4	691570	06/01/2022	1,000	1,500	2,000	1,000	1,500	2,003	1.015x - 27.022	0.999
B29	SKC	224-PCXR4	626472	06/01/2022	1,000	1,500	2,000	999	1,494	1,998	1.002x - 6.856	1.000
B30	SKC	224-PCXR4	691489	06/01/2022	1,000	1,500	2,000	1,003	1,500	2,004	1.013x - 24.106	0.999
B31	SKC	224-PCXR4	691509	06/01/2022	1,000	1,500	2,000	995	1,495	1,995	1.001x - 4.894	1.000
B32	SKC	224-PCXR4	091567	06/01/2022	1,000	1,500	2,000	994	1,504	2,001	1.014x - 28.868	0.999
B33	SKC	224-PCXR4	091756	06/01/2022	1,000	1,500	2,000	996	1,496	1,991	0.995x + 3.183	1.000
B34	SKC	224-PCXR4	612962	06/01/2022	1,000	1,500	2,000	1,001	1,501	2,002	1.012x - 22.531	0.999
B35	SKC	224-PCXR4	602682	06/01/2022	1,000	1,500	2,000	993	1,498	1,996	1.002x - 8.448	1.000
B36	SKC	224-PCXR4	626164	05/01/2022	1,000	1,500	2,000	1,000	1,497	1,999	0.999x - 3.231	1.000
B37	SKC	224-PCXR4	626256	05/01/2022	1,000	1,500	2,000	994	1,504	2,002	1.016x - 31.604	0.999
B38	SKC	224-PCXR4	626167	10/01/2022	1,000	1,500	2,000	999	1,497	1,996	1.000x - 1.875	1.000
B39	SKC	224-PCXR4	034637	10/01/2022	1,000	1,500	2,000	1,002	1,500	2,002	1.012x - 23.643	0.999
B40	SKC	224-PCXR4	798349	10/01/2022	1,000	1,500	2,000	993	1,505	2,000	1.016x - 32.992	0.999

Calibrated by :

Phakhinai Khongkomnerd
(Mr. Phakhinai Khongkomnerd)

Approved by :

Peera Detudom
(Mr. Peera Detudom)



บริษัท เอส.พี.เอส. คอนซัลติ้ง เซอร์วิส จำกัด
S.P.S. CONSULTING SERVICE CO., LTD.
7 ซอยพหลโยธิน 24 ถนนพหลโยธิน แขวงจอมพล เขตจตุจักร กรุงเทพฯ 10900
7 Soi Phaholyothin 24, Phaholyothin Rd., Jompol, Chatuchak, Bangkok 10900
Tel : (662) 939-4370-72, Fax : (662) 513-4221, E-mail : sale@spscon.com, www.spscon.com

Personal Pump Calibration Report

Calibration Method : Dry Cal Primary Flowmeter

Model : Defender 510-H

S/N : 136164

Environmental Conditions

Temperature : 25 \pm 3 $^{\circ}$ C
Pressure : 1010 \pm 15 mmbar

Personal Pump Data				Calibration Data								
No.	Brand	Model	Serial No.	Date	Flow Rate (ml/min)						Value From Calibration Curve	
					Setting			Actual (Q std.)				
					1	2	3	1	2	3	y	R ²
B41	SKC	224-PCXR4	612669	10/01/2022	1,000	1,500	2,000	998	1,496	1,989	0.994x + 2.680	1.000
B42	SKC	224-PCXR4	626041	07/01/2022	1,000	1,500	2,000	1,003	1,498	1,993	0.990x + 11.710	1.000
B43	SKC	224-PCXR4	034636	05/01/2022	1,000	1,500	2,000	998	1,500	1,992	0.992x + 8.392	1.000
B44	SKC	224-PCXR8	529341	07/01/2022	1,000	1,500	2,000	1,004	1,500	2,003	1.011x – 21.139	0.999
B45	SKC	224-PCXR8	529594	07/01/2022	1,000	1,500	2,000	997	1,498	1,992	0.995x + 2.728	1.000
B46	SKC	224-PCXR8	566743	07/01/2022	1,000	1,500	2,000	994	1,504	2,002	1.015x – 32.087	0.999
B47	SKC	224-PCXR8	566747	07/01/2022	1,000	1,500	2,000	1,002	1,501	2,003	1.013x – 23.580	0.999
B48	SKC	224-PCXR8	566753	07/01/2022	1,000	1,500	2,000	1,000	1,494	1,996	0.996x + 1.567	1.000
B49	SKC	224-PCXR8	566780	07/01/2022	1,000	1,500	2,000	1,002	1,501	2,004	1.012x – 22.236	0.999
B50	SKC	224-PCXR8	500400	07/01/2022	1,000	1,500	2,000	1,000	1,493	1,996	0.995x + 3.641	1.000
B51	SKC	224-PCXR8	500363	07/01/2022	1,000	1,500	2,000	995	1,504	2,000	1.013x – 27.704	0.999
B52	SKC	224-PCXR8	093186	07/01/2022	1,000	1,500	2,000	995	1,498	1,994	0.997x – 0.283	1.000
B53	SKC	224-PCXR8	707670	10/01/2022	1,000	1,500	2,000	1,002	1,499	2,004	1.012x – 23.580	0.999
B54	SKC	224-PCXR3	509821	05/01/2022	1,000	1,500	2,000	994	1,501	2,001	1.015x – 32.043	0.999
B55	SKC	224-PCXR3	510710	06/01/2022	1,000	1,500	2,000	1,000	1,494	1,994	0.994x + 4.830	1.000
B56	SKC	224-PCXR3	511450	06/01/2022	1,000	1,500	2,000	1,004	1,502	2,002	1.010x – 19.248	0.999
B57	SKC	224-PCXR3	510798	06/01/2022	1,000	1,500	2,000	997	1,492	1,996	0.996x + 1.747	1.000
B58	SKC	224-PCXR3	509852	06/01/2022	1,000	1,500	2,000	997	1,499	2,000	1.011x – 27.010	0.999
B59	SKC	224-PCXR3	509862	06/01/2022	1,000	1,500	2,000	997	1,495	1,991	0.995x + 3.833	1.000
B60	SKC	224-PCXR3	512655	06/01/2022	1,000	1,500	2,000	1,002	1,500	2,004	1.013x – 24.688	0.999
B61	SKC	224-PCXR3	503915	06/01/2022	1,000	1,500	2,000	994	1,488	1,999	1.005x – 12.631	1.000
B62	SKC	224-PCXR3	505975	10/01/2022	1,000	1,500	2,000	994	1,491	1,995	1.002x – 8.089	1.000
B63	SKC	224-PCXR3	511432	10/01/2022	1,000	1,500	2,000	992	1,501	2,000	1.016x – 33.906	0.999
B64	SKC	224-PCXR3	508302	10/01/2022	1,000	1,500	2,000	998	1,493	1,990	0.994x + 4.272	1.000
B65	SKC	224-PCXR3	508310	10/01/2022	1,000	1,500	2,000	1,002	1,500	2,004	1.012x – 23.077	0.999
B66	SKC	224-PCXR3	509861	10/01/2022	1,000	1,500	2,000	997	1,494	1,994	0.995x + 3.953	1.000
B67	SKC	224-PCXR3	506295	10/01/2022	1,000	1,500	2,000	993	1,507	2,002	1.017x – 34.005	0.999
B68	SKC	224-PCXR3	505872	13/01/2022	1,000	1,500	2,000	1,000	1,495	1,994	0.995x + 4.188	1.000
B69	SKC	224-PCXR3	508375	13/01/2022	1,000	1,500	2,000	1,002	1,501	2,002	1.011x – 21.984	0.999
B70	SKC	224-PCXR3	510623	13/01/2022	1,000	1,500	2,000	995	1,490	1,997	1.001x – 7.267	1.000
B71	SKC	224-PCXR3	508367	13/01/2022	1,000	1,500	2,000	991	1,506	2,001	1.017x – 35.429	0.999
B72	SKC	224-PCXR3	505977	13/01/2022	1,000	1,500	2,000	1,001	1,498	1,991	0.991x + 8.882	1.000
B73	SKC	224-PCXR3	512606	13/01/2022	1,000	1,500	2,000	1,001	1,501	2,004	1.013x – 23.520	0.999
B74	SKC	224-PCXR3	505993	13/01/2022	1,000	1,500	2,000	996	1,495	1,995	1.000x – 5.161	1.000
B75	SKC	224-PCXR3	509820	13/01/2022	1,000	1,500	2,000	996	1,499	1,992	0.996x + 1.831	1.000
B76	SKC	224-PCXR3	509811	13/01/2022	1,000	1,500	2,000	995	1,496	1,998	1.003x – 9.050	1.000
B77	SKC	224-PCXR3	508301	13/01/2022	1,000	1,500	2,000	1,001	1,500	2,004	1.014x – 26.595	0.999
B78	SKC	224-PCXR3	510677	13/01/2022	1,000	1,500	2,000	994	1,504	1,999	1.013x – 28.238	0.999
B79	SKC	224-PCXR3	510920	12/01/2022	1,000	1,500	2,000	994	1,493	1,994	0.999x – 4.304	1.000

Calibrated by :

Phakhinai Khongkomnerd
(Mr. Phakhinai Khongkomnerd)

Approved by :

Peera Detudom
(Mr. Peera Detudom)



บริษัท เอส.พี.เอส. คอนซัลติ้ง เซอร์วิส จำกัด
S.P.S. CONSULTING SERVICE CO., LTD.
7 ซอยพหลโยธิน 24 ถนนพหลโยธิน แขวงจอมพล เขตจตุจักร กรุงเทพฯ 10900
7 Soi Phaholyothin 24, Phaholyothin Rd., Jompol, Chatuchak, Bangkok 10900
Tel : (662) 939-4370-72, Fax : (662) 513-4221, E-mail : sale@spscon.com., www.spscon.com

Personal Pump Calibration Report

Calibration Method : Dry Cal Primary Flowmeter

Model : Defender 510-H

S/N : 136164

Environmental Conditions

Temperature : 25 \pm 3 $^{\circ}$ C
Pressure : 1010 \pm 15 mmbar

Personal Pump Data				Calibration Data								
No.	Brand	Model	Serial No.	Date	Flow Rate (ml/min)						Value From Calibration Curve	
					Setting			Actual (Q std.)				
					1	2	3	1	2	3	y	R ²
B80	SKC	224-PCXR3	504569	12/01/2022	1,000	1,500	2,000	1,003	1,499	2,002	1.010x – 20.915	0.999
B81	SKC	224-PCXR3	503480	10/01/2022	1,000	1,500	2,000	994	1,499	2,000	1.015x – 31.401	0.999
B82	SKC	224-PCXR3	505673	10/01/2022	1,000	1,500	2,000	993	1,499	1,996	1.003x – 7.857	1.000
B83	SKC	224-PCXR3	510785	13/01/2022	1,000	1,500	2,000	1,000	1,500	2,002	1.012x – 23.548	0.999
B84	SKC	224-PCXR3	508333	12/01/2022	1,000	1,500	2,000	995	1,497	1,992	0.997x – 0.016	1.000
B85	SKC	224-PCXR3	505757	10/01/2022	1,000	1,500	2,000	993	1,502	1,999	1.014x – 30.555	0.999
B86	SKC	224-PCXR3	512625	10/01/2022	1,000	1,500	2,000	1,002	1,500	2,004	1.013x – 23.520	0.999
B87	SKC	224-PCXR3	504324	13/01/2022	1,000	1,500	2,000	997	1,499	1,997	1.000x – 1.667	1.000
B88	SKC	224-PCXR3	508307	13/01/2022	1,000	1,500	2,000	996	1,495	1,992	0.996x + 0.451	1.000
B89	SKC	224-PCXR3	509860	13/01/2022	1,000	1,500	2,000	1,000	1,501	2,003	1.013x – 25.008	0.999
B90	SKC	224-PCXR3	508366	13/01/2022	1,000	1,500	2,000	992	1,502	2,001	1.017x – 33.531	0.999
B91	SKC	224-PCXR3	510919	13/01/2022	1,000	1,500	2,000	998	1,498	1,997	1.001x – 4.563	1.000
B92	SKC	224-PCXR3	510987	13/01/2022	1,000	1,500	2,000	1,003	1,501	2,004	1.012x – 21.996	0.999
B93	SKC	224-PCXR3	509845	13/01/2022	1,000	1,500	2,000	1,000	1,498	1,999	1.000x – 3.059	1.000

Calibrated by :

Phakhinai Khongkomnerd
(Mr. Phakhinai Khongkomnerd)

Approved by :

Peera Detudom
(Mr. Peera Detudom)



บริษัท เอส.พี.เอส. คอนซัลติ้ง เซอร์วิส จำกัด
S.P.S. CONSULTING SERVICE CO., LTD.
7 ซอยพหลโยธิน 24 ถนนพหลโยธิน แขวงจอมพล เขตจตุจักร กรุงเทพฯ 10900
7 Soi Phaholyothin 24, Phaholyothin Rd., Jompol, Chatuchak, Bangkok 10900
Tel : (662) 939-4370-72, Fax : (662) 513-4221, E-mail : sale@spscon.com, www.spscon.com

Personal Pump Calibration Report

Calibration Method : Dry Cal Primary Flowmeter

Model : Defender 510-H

S/N : 136164

Environmental Conditions

Temperature : 25 \pm 3 $^{\circ}$ C
Pressure : 1010 \pm 15 mmbar

Personal Pump Data				Calibration Data								
No.	Brand	Model	Serial No.	Date	Flow Rate (ml/min)						Value From Calibration Curve	
					Setting			Actual (Q std.)				
					1	2	3	1	2	3	y	R²
B01	SKC	224-PCXR4	262101	01/04/2022	1,000	1,500	2,000	994	1,497	1,998	1.001x - 3.749	1.000
B02	SKC	224-PCXR4	626166	04/04/2022	1,000	1,500	2,000	1,002	1,505	2,001	1.010x - 20.465	0.999
B03	SKC	224-PCXR4	612968	04/04/2022	1,000	1,500	2,000	996	1,494	2,000	1.006x - 12.986	1.000
B04	SKC	224-PCXR4	602804	01/04/2022	1,000	1,500	2,000	1,000	1,502	1,996	1.001x - 2.928	1.000
B05	SKC	224-PCXR4	612693	12/04/2022	1,000	1,500	2,000	1,003	1,499	2,003	1.012x - 23.061	0.999
B06	SKC	224-PCXR4	262188	01/04/2022	1,000	1,500	2,000	995	1,508	1,999	1.012x - 25.219	0.999
B07	SKC	224-PCXR4	626262	01/04/2022	1,000	1,500	2,000	998	1,492	1,995	0.992x + 6.804	1.000
B08	SKC	224-PCXR4	626100	12/04/2022	1,000	1,500	2,000	1,003	1,499	2,003	1.012x - 22.750	0.999
B09	SKC	224-PCXR4	626479	11/04/2022	1,000	1,500	2,000	997	1,490	1,994	0.994x + 3.231	1.000
B10	SKC	224-PCXR4	091950	04/04/2022	1,000	1,500	2,000	994	1,503	2,001	1.016x - 32.594	0.999
B11	SKC	224-PCXR8	564315	06/04/2022	1,000	1,500	2,000	995	1,490	1,998	1.003x - 9.054	1.000
B12	SKC	224-PCXR4	034656	01/04/2022	1,000	1,500	2,000	1,003	1,503	2,003	1.011x - 19.603	0.999
B13	SKC	224-PCXR4	602073	12/04/2022	1,000	1,500	2,000	995	1,500	1,999	1.001x - 4.072	1.000
B14	SKC	224-PCXR4	626313	05/04/2022	1,000	1,500	2,000	998	1,491	1,988	0.992x + 5.727	1.000
B15	SKC	224-PCXR4	626474	01/04/2022	1,000	1,500	2,000	1,003	1,502	2,005	1.012x - 22.726	0.999
B16	SKC	224-PCXR4	626477	11/04/2022	1,000	1,500	2,000	994	1,504	2,000	1.014x - 30.627	0.999
B17	SKC	224-PCXR4	626860	04/04/2022	1,000	1,500	2,000	997	1,495	1,991	0.997x + 0.479	1.000
B18	SKC	224-PCXR4	691484	04/04/2022	1,000	1,500	2,000	1,003	1,501	2,001	1.010x - 19.424	0.999
B19	SKC	224-PCXR4	691599	01/04/2022	1,000	1,500	2,000	995	1,503	1,999	1.005x - 8.224	1.000
B20	SKC	224-PCXR4	691587	04/04/2022	1,000	1,500	2,000	993	1,504	1,999	1.014x - 30.520	0.999
B21	SKC	224-PCXR4	691531	04/04/2022	1,000	1,500	2,000	993	1,499	1,992	1.000x - 4.714	1.000
B22	SKC	224-PCXR4	691654	04/04/2022	1,000	1,500	2,000	1,004	1,501	2,004	1.012x - 20.788	0.999
B23	SKC	224-PCXR4	798393	12/04/2022	1,000	1,500	2,000	994	1,505	2,002	1.017x - 33.567	0.999
B24	SKC	224-PCXR4	626363	04/04/2022	1,000	1,500	2,000	1,000	1,502	2,005	1.016x - 28.210	0.999
B25	SKC	224-PCXR4	798489	01/04/2022	1,000	1,500	2,000	1,001	1,512	2,001	0.998x + 5.009	1.000
B26	SKC	224-PCXR4	798479	12/04/2022	1,000	1,500	2,000	998	1,499	1,993	0.997x + 1.855	1.000
B27	SKC	224-PCXR4	691673	04/04/2022	1,000	1,500	2,000	993	1,503	2,001	1.017x - 33.826	0.999
B28	SKC	224-PCXR4	691570	04/04/2022	1,000	1,500	2,000	1,001	1,500	2,002	1.013x - 24.230	0.999
B29	SKC	224-PCXR4	626472	06/04/2022	1,000	1,500	2,000	999	1,494	1,998	1.002x - 6.378	1.000
B30	SKC	224-PCXR4	691489	06/04/2022	1,000	1,500	2,000	1,004	1,500	2,004	1.012x - 22.431	0.999
B31	SKC	224-PCXR4	691509	12/04/2022	1,000	1,500	2,000	993	1,495	1,995	1.002x - 7.965	1.000
B32	SKC	224-PCXR4	091567	04/04/2022	1,000	1,500	2,000	993	1,504	2,001	1.015x - 30.208	0.999
B33	SKC	224-PCXR4	091756	01/04/2022	1,000	1,500	2,000	994	1,496	1,991	0.996x + 0.475	1.000
B34	SKC	224-PCXR4	612962	04/04/2022	1,000	1,500	2,000	1,002	1,501	2,002	1.011x - 21.135	0.999
B35	SKC	224-PCXR4	602682	11/04/2022	1,000	1,500	2,000	994	1,498	1,996	1.001x - 6.493	1.000
B36	SKC	224-PCXR4	626164	04/04/2022	1,000	1,500	2,000	1,000	1,497	1,999	0.999x - 2.393	1.000
B37	SKC	224-PCXR4	626256	01/04/2022	1,000	1,500	2,000	994	1,506	2,002	1.016x - 31.285	0.999
B38	SKC	224-PCXR4	626167	04/04/2022	1,000	1,500	2,000	997	1,497	1,996	1.001x - 4.387	1.000
B39	SKC	224-PCXR4	034637	04/04/2022	1,000	1,500	2,000	1,003	1,500	2,002	1.012x - 22.527	0.999
B40	SKC	224-PCXR4	798349	12/04/2022	1,000	1,500	2,000	992	1,505	2,000	1.017x - 34.109	0.999

Calibrated by :

Phakhinai Khongkomnerd

(Mr. Phakhinai Khongkomnerd)

Approved by :

Peera Detudom

(Mr. Peera Detudom)



บริษัท เอส.พี.เอส. คอนซัลติ้ง เซอร์วิส จำกัด
S.P.S. CONSULTING SERVICE CO., LTD.
7 ซอยพหลโยธิน 24 ถนนพหลโยธิน แขวงจอมพล เขตจตุจักร กรุงเทพฯ 10900
7 Soi Phaholyothin 24, Phaholyothin Rd., Jompol, Chatuchak, Bangkok 10900
Tel : (662) 939-4370-72, Fax : (662) 513-4221, E-mail : sale@spscon.com., www.spscon.com

Personal Pump Calibration Report

Calibration Method : Dry Cal Primary Flowmeter

Model : Defender 510-H

S/N : 136164

Environmental Conditions

Temperature : 25 \pm 3 $^{\circ}$ C
Pressure : 1010 \pm 15 mmbar

Personal Pump Data				Calibration Data								
No.	Brand	Model	Serial No.	Date	Flow Rate (ml/min)						Value From Calibration Curve	
					Setting			Actual (Q std.)				
					1	2	3	1	2	3	y	R ²
B41	SKC	224-PCXR4	612669	04/04/2022	1,000	1,500	2,000	998	1,496	1,989	0.994x + 3.829	1.000
B42	SKC	224-PCXR4	626041	01/04/2022	1,000	1,500	2,000	1,003	1,498	1,993	0.990x + 12.348	1.000
B43	SKC	224-PCXR4	034636	11/04/2022	1,000	1,500	2,000	1,001	1,501	1,992	0.990x + 12.839	1.000
B44	SKC	224-PCXR8	529341	01/04/2022	1,000	1,500	2,000	1,002	1,501	2,002	1.011x - 21.577	0.999
B45	SKC	224-PCXR8	529594	12/04/2022	1,000	1,500	2,000	997	1,498	1,992	0.995x + 2.928	1.000
B46	SKC	224-PCXR8	566743	04/04/2022	1,000	1,500	2,000	994	1,504	2,002	1.016x - 33.204	0.999
B47	SKC	224-PCXR8	566747	01/04/2022	1,000	1,500	2,000	1,002	1,500	2,004	1.013x - 24.202	0.999
B48	SKC	224-PCXR8	566753	01/04/2022	1,000	1,500	2,000	999	1,494	1,997	0.999x + 1.795	1.000
B49	SKC	224-PCXR8	566780	12/04/2022	1,000	1,500	2,000	1,003	1,502	2,003	1.011x - 21.031	0.999
B50	SKC	224-PCXR8	500400	01/04/2022	1,000	1,500	2,000	1,002	1,495	2,002	1.001x + 2.900	1.000
B51	SKC	224-PCXR8	500363	01/04/2022	1,000	1,500	2,000	995	1,504	2,000	1.012x - 26.268	0.999
B52	SKC	224-PCXR8	093186	11/04/2022	1,000	1,500	2,000	995	1,498	1,994	0.997x - 1.240	1.000
B53	SKC	224-PCXR8	707670	01/04/2022	1,000	1,500	2,000	1,002	1,499	2,004	1.012x - 22.742	0.999
B54	SKC	224-PCXR3	509821	11/04/2022	1,000	1,500	2,000	993	1,501	2,001	1.016x - 33.718	0.999
B55	SKC	224-PCXR3	510710	01/04/2022	1,000	1,500	2,000	1,000	1,494	1,994	0.994x + 4.635	1.000
B56	SKC	224-PCXR3	511450	01/04/2022	1,000	1,500	2,000	1,002	1,500	2,001	1.011x - 20.684	0.999
B57	SKC	224-PCXR3	510798	12/04/2022	1,000	1,500	2,000	997	1,493	1,998	1.001x + 3.398	1.000
B58	SKC	224-PCXR3	509852	04/04/2022	1,000	1,500	2,000	1,001	1,498	2,000	1.007x - 19.631	0.999
B59	SKC	224-PCXR3	509862	01/04/2022	1,000	1,500	2,000	996	1,503	1,995	0.998x + 2.916	1.000
B60	SKC	224-PCXR3	512655	01/04/2022	1,000	1,500	2,000	1,002	1,500	2,004	1.013x - 23.891	0.999
B61	SKC	224-PCXR3	503915	12/04/2022	1,000	1,500	2,000	994	1,489	1,999	1.004x - 11.786	1.000
B62	SKC	224-PCXR3	505975	12/04/2022	1,000	1,500	2,000	999	1,494	1,995	0.997x - 0.503	1.000
B63	SKC	224-PCXR3	511432	01/04/2022	1,000	1,500	2,000	991	1,501	2,000	1.017x - 36.139	0.999
B64	SKC	224-PCXR3	508302	04/04/2022	1,000	1,500	2,000	997	1,493	1,990	0.994x + 3.992	1.000
B65	SKC	224-PCXR3	508310	01/04/2022	1,000	1,500	2,000	1,002	1,500	2,003	1.012x - 23.109	0.999
B66	SKC	224-PCXR3	509861	12/04/2022	1,000	1,500	2,000	1,002	1,491	1,991	0.987x + 14.701	1.000
B67	SKC	224-PCXR3	506295	12/04/2022	1,000	1,500	2,000	993	1,507	2,004	1.017x - 33.104	0.999
B68	SKC	224-PCXR3	505872	12/04/2022	1,000	1,500	2,000	1,002	1,491	1,997	0.994x + 5.556	1.000
B69	SKC	224-PCXR3	508375	01/04/2022	1,000	1,500	2,000	1,001	1,500	2,000	1.010x - 21.689	0.999
B70	SKC	224-PCXR3	510623	11/04/2022	1,000	1,500	2,000	992	1,503	1,997	1.002x - 6.693	1.000
B71	SKC	224-PCXR3	508367	12/04/2022	1,000	1,500	2,000	991	1,506	2,002	1.018x - 36.227	0.999
B72	SKC	224-PCXR3	505977	12/04/2022	1,000	1,500	2,000	1,001	1,498	1,993	0.992x + 7.087	1.000
B73	SKC	224-PCXR3	512606	01/04/2022	1,000	1,500	2,000	1,001	1,501	2,005	1.014x - 24.517	0.999
B74	SKC	224-PCXR3	505993	12/04/2022	1,000	1,500	2,000	996	1,495	1,994	0.999x - 4.363	1.000
B75	SKC	224-PCXR3	509820	12/04/2022	1,000	1,500	2,000	996	1,499	1,992	0.995x + 2.429	1.000
B76	SKC	224-PCXR3	509811	12/04/2022	1,000	1,500	2,000	992	1,498	1,998	1.007x - 15.040	1.000
B77	SKC	224-PCXR3	508301	12/04/2022	1,000	1,500	2,000	1,000	1,501	2,003	1.014x - 26.643	0.999
B78	SKC	224-PCXR3	510677	01/04/2022	1,000	1,500	2,000	996	1,503	1,999	1.012x - 27.520	0.999
B79	SKC	224-PCXR3	510920	01/04/2022	1,000	1,500	2,000	994	1,493	1,994	0.999x - 3.705	1.000

Calibrated by :

Phakhinai Khongkomnerd
(Mr. Phakhinai Khongkomnerd)

Approved by :

Peera Detudom
(Mr. Peera Detudom)



บริษัท เอส.พี.เอส. คอนซัลติ้ง เซอร์วิส จำกัด
S.P.S. CONSULTING SERVICE CO., LTD.
7 ซอยพหลโยธิน 24 ถนนพหลโยธิน แขวงจอมพล เขตจตุจักร กรุงเทพฯ 10900
7 Soi Phaholyothin 24, Phaholyothin Rd., Jompol, Chatuchak, Bangkok 10900
Tel : (662) 939-4370-72, Fax : (662) 513-4221, E-mail : sale@spscon.com, www.spscon.com

Personal Pump Calibration Report

Calibration Method : Dry Cal Primary Flowmeter

Model : Defender 510-H

S/N : 136164

Environmental Conditions

Temperature : 25 \pm 3 $^{\circ}$ C
Pressure : 1010 \pm 15 mmbar

Personal Pump Data				Calibration Data								
No.	Brand	Model	Serial No.	Date	Flow Rate (ml/min)						Value From Calibration Curve	
					Setting			Actual (Q std.)				
					1	2	3	1	2	3	y	R ²
B80	SKC	224-PCXR3	504569	01/04/2022	1,000	1,500	2,000	1,003	1,499	2,001	1.010x – 20.517	0.999
B81	SKC	224-PCXR3	503480	01/04/2022	1,000	1,500	2,000	994	1,499	2,000	1.015x – 31.561	0.999
B82	SKC	224-PCXR3	505673	01/04/2022	1,000	1,500	2,000	993	1,499	1,996	1.002x – 7.299	1.000
B83	SKC	224-PCXR3	510785	04/04/2022	1,000	1,500	2,000	1,000	1,500	2,002	1.012x – 23.787	0.999
B84	SKC	224-PCXR3	508333	04/04/2022	1,000	1,500	2,000	995	1,497	1,991	0.997x – 0.383	1.000
B85	SKC	224-PCXR3	505757	04/04/2022	1,000	1,500	2,000	993	1,502	1,999	1.014x – 30.476	0.999
B86	SKC	224-PCXR3	512625	12/04/2022	1,000	1,500	2,000	1,003	1,502	2,004	1.012x – 22.463	0.999
B87	SKC	224-PCXR3	504324	11/04/2022	1,000	1,500	2,000	998	1,496	2,000	1.001x – 2.305	1.000
B88	SKC	224-PCXR3	508307	04/04/2022	1,000	1,500	2,000	997	1,498	1,993	0.996x + 1.212	1.000
B89	SKC	224-PCXR3	509860	12/04/2022	1,000	1,500	2,000	1,000	1,501	2,003	1.014x – 25.646	0.999
B90	SKC	224-PCXR3	508366	04/04/2022	1,000	1,500	2,000	992	1,502	2,001	1.017x – 33.850	0.999
B91	SKC	224-PCXR3	510919	04/04/2022	1,000	1,500	2,000	998	1,498	1,996	1.000x – 3.765	1.000
B92	SKC	224-PCXR3	510987	04/04/2022	1,000	1,500	2,000	1,003	1,501	2,004	1.012x – 21.916	0.999
B93	SKC	224-PCXR3	509845	12/04/2022	1,000	1,500	2,000	1,000	1,498	1,998	1.000x – 2.261	1.000

Calibrated by :

Phukhinai Khongkomnerd
(Mr. Phukhinai Khongkomnerd)

Approved by :

Peera Detudom
(Mr. Peera Detudom)



บริษัท เอส.พี.เอส. คอนซัลติ้ง เซอร์วิส จำกัด
S.P.S. CONSULTING SERVICE CO., LTD.
7 ซอยพหลโยธิน 24 ถนนพหลโยธิน แขวงจอมพล เขตจตุจักร กรุงเทพฯ 10900
7 Soi Phaholyothin 24, Phaholyothin Rd., Jompol, Chatuchak, Bangkok 10900
Tel : (662) 939-4370-72, Fax : (662) 513-4221, E-mail : sale@spscon.com., www.spscon.com

Rotameter Calibration Report (For Personal Pump High Flow Adjust)

Calibration Method : Dry Cal Primary Flowmeter

Model : Defender 510-H

S/N : 136164

Calibration Data

Rotameter Data			Calibration Data								
No.	Brand	Model	Date	Flow Rate (ml/min)						Value From Calibration Curve	
				Flow Rate (Reading)			Actual (Q std.)				
				1	2	3	1	2	3	y	R ²
H-B01	Dwyer	VFB-65	05/01/2022	500	1,000	2,000	497.9	988.8	1983.7	0.998x – 4.774	1.000
H-B02	Dwyer	VFB-65	05/01/2022	500	1,000	2,000	498.7	1002.2	1983.0	0.998x – 1.083	1.000
H-B03	Dwyer	VFB-65	06/01/2022	500	1,000	2,000	497.9	996.3	2004.2	1.003x – 5.511	1.000
H-B04	Dwyer	VFB-65	06/01/2022	500	1,000	2,000	498.8	999.1	1985.1	0.998x – 1.448	1.000
H-B05	Dwyer	VFB-65	06/01/2022	500	1,000	2,000	497.4	997.6	1993.3	0.993x + 6.450	1.000
H-B06	Dwyer	VFB-65	07/01/2022	500	1,000	2,000	497.2	998.8	1985.9	0.992x + 5.181	1.000
H-B07	Dwyer	VFB-65	07/01/2022	500	1,000	2,000	498.9	998.3	1991.8	0.995x + 3.563	1.000
H-B08	Dwyer	VFB-65	06/01/2022	500	1,000	2,000	496.2	992.4	1984.0	0.997x – 1.707	1.000
H-B09	Dwyer	VFB-65	07/01/2022	500	1,000	2,000	502.5	999.1	2007.2	1.003x – 4.310	1.000
H-B10	Dwyer	VFB-65	05/01/2022	500	1,000	2,000	497.3	989.9	2017.0	0.994x + 4.485	1.000

Calibrated by :

Phakhinai Khongkomnerd
(Mr. Phakhinai Khongkomnerd)

Approved by :

Peera Detudom
(Mr. Peera Detudom)



บริษัท เอส.พี.เอส. คอนซัลติ้ง เซอร์วิส จำกัด
S.P.S. CONSULTING SERVICE CO., LTD.
 7 ซอยพหลโยธิน 24 ถนนพหลโยธิน แขวงจอมพล เขตจตุจักร กรุงเทพฯ 10900
 7 Soi Phaholyothin 24, Phaholyothin Rd., Jompol, Chatuchak, Bangkok 10900
 Tel : (662) 939-4370-72. Fax : (662) 513-4221. E-mail : sale@spscon.com., www.spscon.com

Rotameter Calibration Report (For Personal Pump High Flow Adjust)

Calibration Method : Dry Cal Primary Flowmeter

Model : Defender 510-H

S/N : 136164

Calibration Data

Rotameter Data			Calibration Data								
No.	Brand	Model	Date	Flow Rate (ml/min)						Value From Calibration Curve	
				Flow Rate (Reading)			Actual (Q std.)				
				1	2	3	1	2	3	y	R ²
H-B01	Dwyer	VFB-65	01/04/2022	500	1,000	2,000	505.5	988.5	1973.5	0.990x + 8.611	1.000
H-B02	Dwyer	VFB-65	04/04/2022	500	1,000	2,000	495.5	997.8	1995.3	0.998x – 4.832	1.000
H-B03	Dwyer	VFB-65	01/04/2022	500	1,000	2,000	499.1	987.5	2009.2	1.004x – 15.366	0.999
H-B04	Dwyer	VFB-65	01/04/2022	500	1,000	2,000	500.4	999.1	2008.7	0.998x – 2.127	1.000
H-B05	Dwyer	VFB-65	01/04/2022	500	1,000	2,000	498.6	997.4	1972.3	0.981x + 20.608	1.000
H-B06	Dwyer	VFB-65	05/04/2022	500	1,000	2,000	501.0	993.4	1981.4	1.006x + 12.163	0.999
H-B07	Dwyer	VFB-65	01/04/2022	500	1,000	2,000	504.5	988.6	2018.3	1.001x + 1.713	1.000
H-B08	Dwyer	VFB-65	04/04/2022	500	1,000	2,000	499.8	999.2	1975.4	0.996x – 3.367	0.999
H-B09	Dwyer	VFB-65	01/04/2022	500	1,000	2,000	503.7	1007.0	2014.3	0.994x – 14.557	1.000
H-B10	Dwyer	VFB-65	01/04/2022	500	1,000	2,000	493.7	998.6	2012.4	0.998x + 0.535	1.000

Calibrated by :

Phakhinai Khongkomnerd
 (Mr. Phakhinai Khongkomnerd)

Approved by :

Peera Detudom
 (Mr. Peera Detudom)



บริษัท เอส.พี.เอส. คอนซัลติ้ง เซอร์วิส จำกัด
S.P.S. CONSULTING SERVICE CO., LTD.
7 ซอยพหลโยธิน 24 ถนนพหลโยธิน แขวงจอมพล เขตจตุจักร กรุงเทพฯ 10900
7 Soi Phaholyothin 24, Phaholyothin Rd., Jompol, Chatuchak, Bangkok 10900
Tel : (662) 939-4370-72, Fax : (662) 513-4221, E-mail : sale@spscon.com., www.spscon.com

Rotameter Calibration Report (For Personal Pump Low Flow Adjust)

Calibration Method : Dry Cal Primary Flowmeter

Model : Defender 510-H

S/N : 136164

Calibration Data

Rotameter Data			Calibration Data								
No.	Brand	Model	Date	Flow Rate (ml/min)						Value From Calibration Curve	
				Flow Rate (Reading)			Actual (Q std.)				
				1	2	3	1	2	3	y	R ²
L-B01	Dwyer	VFA-21	05/01/2022	50	100	200	50.5	99.3	199.9	0.992x + 0.587	1.000
L-B02	Dwyer	VFA-21	05/01/2022	50	100	200	49.4	99.2	199.3	0.993x – 0.049	1.000
L-B03	Dwyer	VFA-21	06/01/2022	50	100	200	50.0	98.8	198.5	0.998x – 0.422	1.000
L-B04	Dwyer	VFA-21	06/01/2022	50	100	200	49.5	100.4	200.3	0.994x + 0.727	1.000
L-B05	Dwyer	VFA-21	06/01/2022	50	100	200	49.8	98.4	199.2	1.004x – 1.156	1.000
L-B06	Dwyer	VFA-21	07/01/2022	50	100	200	49.9	100.7	198.8	0.992x + 0.922	1.000
L-B07	Dwyer	VFA-21	07/01/2022	50	100	200	49.8	100.2	199.2	1.007x – 1.047	1.000
L-B08	Dwyer	VFA-21	06/01/2022	50	100	200	50.2	99.9	200.7	0.994x + 0.789	1.000
L-B09	Dwyer	VFA-21	07/01/2022	50	100	200	49.8	99.8	199.6	1.010x – 1.438	1.000
L-B10	Dwyer	VFA-21	05/01/2022	50	100	200	50.6	100.2	201.6	0.991x + 1.825	1.000

Calibrated by :

Phakhinai Khongkomnerd
(Mr. Phakhinai Khongkomnerd)

Approved by :

Peera Detudom
(Mr. Peera Detudom)



บริษัท เอส.พี.เอส. คอนซัลติ้ง เซอร์วิส จำกัด
S.P.S. CONSULTING SERVICE CO., LTD.
7 ซอยพหลโยธิน 24 ถนนพหลโยธิน แขวงจอมพล เขตจตุจักร กรุงเทพฯ 10900
7 Soi Phaholyothin 24, Phaholyothin Rd., Jompol, Chatuchak, Bangkok 10900
Tel : (662) 939-4370-72, Fax : (662) 513-4221, E-mail : sale@spscon.com., www.spscon.com

Rotameter Calibration Report (For Personal Pump Low Flow Adjust)

Calibration Method : Dry Cal Primary Flowmeter

Model : Defender 510-H

S/N : 136164

Calibration Data

Rotameter Data			Calibration Data								
No.	Brand	Model	Date	Flow Rate (ml/min)						Value From Calibration Curve	
				Flow Rate (Reading)			Actual (Q std.)				
				1	2	3	1	2	3	y	R ²
L-B01	Dwyer	VFA-21	01/04/2022	50	100	200	50.7	99.5	198.5	0.985x + 1.282	1.000
L-B02	Dwyer	VFA-21	04/04/2022	50	100	200	49.8	99.8	198.3	1.016x - 2.084	1.000
L-B03	Dwyer	VFA-21	01/04/2022	50	100	200	50.4	98.8	197.9	1.017x - 2.648	1.000
L-B04	Dwyer	VFA-21	01/04/2022	50	100	200	49.5	101.6	201.1	0.995x + 1.217	1.000
L-B05	Dwyer	VFA-21	01/04/2022	50	100	200	50.1	98.1	201.2	0.993x + 0.208	1.000
L-B06	Dwyer	VFA-21	05/04/2022	50	100	200	50.3	100.1	202.6	1.010x + 0.004	1.000
L-B07	Dwyer	VFA-21	01/04/2022	50	100	200	49.8	100.4	200.1	1.016x - 1.655	1.000
L-B08	Dwyer	VFA-21	04/04/2022	50	100	200	50.2	100.9	198.1	0.999x - 0.281	1.000
L-B09	Dwyer	VFA-21	01/04/2022	50	100	200	49.2	99.6	201.1	1.022x - 2.466	1.000
L-B10	Dwyer	VFA-21	01/04/2022	50	100	200	50.6	100.2	203.2	0.992x + 2.233	1.000

Calibrated by :

Phakhirai Khongkomnerd
(Mr. Phakhinai Khongkomnerd)

Approved by :

Peera Detudom
(Mr. Peera Detudom)

**QUALITY CALIBRATION CO.,LTD.**

235 Petchkasem 63/2 Road, Laksong, Bangkae, Bangkok 10160

Tel (662) 421-5402, (662) 444-0152-3, Fax (662) 809-4584

www.qcalibration.com

CERTIFICATE No : 22M2567

REFERENCE No : 64386-1

PAGE : 1 OF 2

Certificate of Calibration

EQUIPMENT : DIGITAL BALANCE

MANUFACTURER : METTLER TOLEDO

MODEL : XS 105DU

SERIAL No : 1126422905

ID No : BA 05/50

CONDITION AS RECEIVED : USED ITEM

SUBMITTED BY : S.P.S. CONSULTING SERVICE CO., LTD.
7 SOI PHAHOLYOTHIN 24, PHAHOLYOTHIN RD.,
JOMPOL, CHATUCHAK, BANGKOK 10900

CALIBRATED BY : TETNITHI W.

CALIBRATION DATE : 11-Mar-22

APPROVED BY : 
PONGSAK J.

ISSUED DATE : 17-Mar-22

RECEIVED DATE : 11-Mar-22

THIS CERTIFICATE MAY NOT BE REPRODUCED OTHER THAN IN FULL EXCEPT WITH THE PRIOR WRITTEN APPROVAL OF
QUALITY CALIBRATION CO., LTD.



CERTIFICATE No : 22M2567

PAGE : 2 OF 2

Calibration Report

EQUIPMENT	:	DIGITAL BALANCE	MODEL	:	XS 105DU
MANUFACTURER	:	METTLER TOLEDO	S/N	:	1126422905
ID No	:	BA 05/50	RECEIVED DATE	:	11-Mar-22
AIR PRESSURE	:	1008mbar \pm 1mbar	CALIBRATION DATE	:	11-Mar-22
AMBIENT TEMPERATURE	:	22° C \pm 1° C	RELATIVE HUMIDITY	:	49 %RH \pm 10 % RH

CONDITION OF THIS RESULTS OF CALIBRATION

1. THIS INSTRUMENT WAS CALIBRATED BY ACCORDING TO UKAS LAB 14 EDITION 6:2019 BY USING KNOWN WEIGHT STANDARD WEIGHT. THE BALANCE WAS NOT ADJUSTED BEFORE CALIBRATION. THE BALANCE HAS NO ZERO TRACKING FUNCTION. REPEATABILITY WAS MEASURED BY USING 10 REPEATED MEASUREMENTS. LINEARITY WAS MEASURED COVERING 10 POINTS, EVENLY SPREAD OVER THE RANGE. THE INSTRUMENT WAS SET ZERO BEFORE PERFORMING THE LINEARITY TEST. OFF-CENTER LOADING WAS MEASURED BY USING STANDARD WEIGHTS PLACED ON THE PAN AND MOVED TO VARIOUS POSITIONS ON THE PAN.

2. REFERENCE STANDARD INSTRUMENTS :-

INSTRUMENT	MODEL	SERIAL No	CERTIFICATE No	DUE DATE
1) STANDARD WEIGHT SET	E2	QK-I-151	C02210415	09-Feb-23

3. THIS RESULT WAS FOUND ACCURATE AS SHOWN ON DATE AND PLACE OF CALIBRATION ONLY.

4. THIS RESULT EXCLUDE LONG TERM STABILITY OF THE UNIT UNDER CALIBRATION.

5. THIS CERTIFICATE IS TRACEABLE TO THE INTERNATIONAL SYSTEM OF UNIT MAINTAINED AT:-

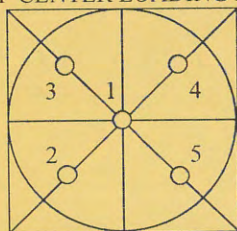
- NATIONAL INSTITUTE OF METROLOGY (THAILAND) THROUGH CENTRAL BUREAU OF WEIGHTS&MEASURES

RESULT OF CALIBRATION :- WITHOUT ADJUSTMENT

1. ZERO SETTING FUNCTION : NORMAL
2. TARE FUNCTION : NORMAL
3. REPEATABILITY OF READING AT 20 g WAS 0.000004 g
4. REPEATABILITY OF READING AT 100 g WAS 0.000048 g
5. DEPARTURE FROM NOMINAL VALUE/ LINEARITY

NOMINAL VALUE (g)	BALANCE READING (g)	CORRECTION (g)	UNCERTAINTY (\pm g)
0.00	0.00000	0.00000	0.000058
0.02	0.01999	0.00001	0.000058
0.10	0.09999	0.00001	0.000059
0.20	0.19999	0.00001	0.000059
0.50	0.50001	-0.00001	0.000058
1.00	1.00001	-0.00001	0.000059
2.00	2.00000	0.00000	0.000059
5.00	5.00001	-0.00001	0.000061
10.00	10.00005	-0.00005	0.000063
20.00	20.00006	-0.00006	0.000069
50.00	50.00000	0.00000	0.00011
100.00	100.00001	-0.00001	0.00019
120.00	120.00001	-0.00001	0.00022

6. OFF CENTER LOADING ERROR



POINT	READING (g)	
1	10.00001	50.0000
2	10.00002	50.0000
3	10.00001	50.0000
4	10.00001	50.0000
5	10.00002	50.00001
OFF-CENTER LOADING	0.00001	0.0001

NOTE: THIS CALIBRATION WAS CARRIED OUT AT THE CUSTOMER'S PLACE AT PRODUCTION AREA
THE REPORTED UNCERTAINTY OF MEASUREMENT WAS BASED ON A STANDARD UNCERTAINTY MULTIPLIED BY A COVERAGE FACTOR $k=2$, PROVIDING A LEVEL OF CONFIDENCE APPROXIMATELY 95%.

END OF CALIBRATION REPORT

ระดับความร้อนในสถานประกอบการ

CERTIFICATE OF CALIBRATION

FOR

NOMENCLATURE : DIGITAL THERMOHYGRO METER
(THERMAL ENVIRONMENT MONITOR)

MANUFACTURER : 3M

MODEL / TYPE : QUESTemp° 34

SERIAL NO. : TEF050029

CLID. NO. : 231802269

JOB CONTROL NO. : 211026102932

CUSTOMER : S.P.S. CONSULTING SERVICE CO., LTD.
7 SOI PHAHOLYOTHIN 24 ROAD., JOMPOL,
CHATUCHAK, BANGKOK 10900

DATE OF RECEIVED : 26 October 2021

DATE OF ISSUED : 29 October 2021

Report of calibration screening must not be taken in part. Except complete. Without the approval of the Calibration Laboratory Co., Ltd.

Calibrated By :

Oranut Kamchatphai
Calibration Engineer



Approved By :

Mongkol Yotsoontorn
Authorized Signatory
29 October 2021



This Calibration Certificate documents the traceability to national standards, which realize the units of measurement according to the International System of Units (SI)

Certificate No. Q21102932

F3-011-04/01-12

page 1 of 3



@clccalibration

REPORT OF CALIBRATION

FOR

NOMENCLATURE : DIGITAL THERMOHYGRO METER
(THERMAL ENVIRONMENT MONITOR)

MANUFACTURER : 3M

MODEL / TYPE : QUESTemp° 34

SERIAL NO. : TEF050029

DATE OF CALIBRATION : 27 October 2021

ENVIRONMENT CONDITIONS :

Temperature : $(23 \pm 2) ^\circ\text{C}$

Relative Humidity : $(55 \pm 10) \% \text{RH}$

PROCEDURE USED :

This instrument was calibrated under procedure No. **WI-305-74**. The calibration was performed by using Chilled Mirror Hygrometer and Temperature & Humidity Chamber which maintained by the Calibration Laboratory Co., Ltd.

REFERENCE STANDARD USED :

Chilled Mirror Hygrometer, Edgetech Model Dew Master S/N. 44602.

Temperature & Humidity Chamber, PGC Model 9141-5116 S/N. 1304261.

TRACEABILITY :

The measurements are traceable to International System of Units (SI) , through Thunder Scientific Corporation.

Certificate No.18815, Due Date 11 November 2021.

UNCERTAINTY :

The reported expanded uncertainty of measurement is stated as the standard uncertainty of measurement multiplied by the coverage factor $k = 2,00$ which for a normal distribution corresponds to a coverage probability of approximately 95 %.

It has been evaluated according to the "Evaluation of the Uncertainty of Measurement in Calibration (EA-4/02 M:2013)"

Certificate No. **Q21102932**

F3-011-04/01-12

page 2 of 3



CONDITION OF CALIBRATION ITEM : GOOD

MEASUREMENT RESULTS : (X) without adjustment () adjustment

The table in the following gives the calibration results and associated measurement uncertainties of the measuring digital thermohygro meter (thermal environment monitor).

CALIBRATION DATA

1. CORRECTION OF TEMPERATURE : WET

Test point (° C)	Actual Temperature (° C)	DUC Reading (° C)	Correction (° C)	Uncertainty ± (° C)
30.0	30.07	29.8	+0.27	0.40
35.0	34.92	34.6	+0.32	
40.0	40.09	39.7	+0.39	

2. CORRECTION OF TEMPERATURE : DRY

Test point (° C)	Actual Temperature (° C)	DUC Reading (° C)	Correction (° C)	Uncertainty ± (° C)
30.0	30.07	30.0	+0.07	0.40
35.0	34.92	34.8	+0.12	
40.0	40.09	39.9	+0.19	

3. CORRECTION OF TEMPERATURE : GLOBE

Test point (° C)	Actual Temperature (° C)	DUC Reading (° C)	Correction (° C)	Uncertainty ± (° C)
30.0	30.07	29.8	+0.27	0.40
35.0	34.92	34.6	+0.32	
40.0	40.09	39.7	+0.39	

Note. The Scope of Accredited TISI Certificate No. 19C087/0655 Issue 1 Page 36 of 111

This report is valid for the above stated instrument/s only.

End of Certificate

Certificate No. Q21102932

F3-011-04/01-12

page 3 of 3





บริษัท เอส.พี.เอส. คอนซัลติ้ง เซอร์วิส จำกัด
S.P.S. CONSULTING SERVICE CO., LTD.
7 ซอยพหลโยธิน 24 ถนนพหลโยธิน แขวงจอมพล เขตจตุจักร กรุงเทพฯ 10900
7 Soi Phaholyothin 24, Phaholyothin Rd., Jompol, Chatuchak, Bangkok 10900
Tel : (662) 939-4370-72, Fax : (662) 513-4221, E-mail : sale@spscon.com, www.spscon.com

Heat B001_4/22

Heat Stress WBGT Meter Verification Report			
Verification Data			
Heat Stress WBGT Meter No.	: B17	Verification Date	: 17 April 2022
Brand	: 3M	Ambient Temp.	: 24.5 °C
Model	: QUESTemp ⁰ 34	Barometric Pressure	: 1011 mmbar
Serial No.	: TEF050029	Relative Humidity	: 49 %
Verification Module (Electronic Sensor Check) :			
Verification Module No. : <u>21</u> WB = <u>12.5</u> °C , DB = <u>47.1</u> °C , G = <u>69.3</u> °C			
Result of Verification : Without Adjustment			
Wet Probe Temperature Measurement			
Verification Module Reading (°C)	UUC* Reading (°C)	Correction (°C)	Tolerance Limit (°C)
12.5	12.5	0.0	± 0.5
Dry Probe Temperature Measurement			
Verification Module Reading (°C)	UUC* Reading (°C)	Correction (°C)	Tolerance Limit (°C)
47.1	47.0	0.1	± 0.5
Globe Probe Temperature Measurement			
Verification Module Reading (°C)	UUC* Reading (°C)	Correction (°C)	Tolerance Limit (°C)
69.3	69.2	0.1	± 0.5
UUC* = UNIT UNDER CALIBRATION			

Verified by :

Phakhinai Khongkomnerd
(Mr. Phakhinai Khongkomnerd)

Approved by :

Peera Detudom
(Mr. Peera Detudom)

CERTIFICATE OF CALIBRATION

FOR

NOMENCLATURE : DIGITAL THERMOHYGRO METER
[THERMAL ENVIRONMENT MONITOR]
MANUFACTURER : 3M
MODEL / TYPE : QUESTemp°32
SERIAL NO. : TPH050015
CLID. NO. : 231801947
JOB CONTROL NO. : 220324031297

CUSTOMER : S.P.S. CONSULTING SERVICE CO., LTD.
7 SOI PHAHOLYOTHIN 24 ROAD., JOMPOL,
CHATUCHAK, BANGKOK 10900

DATE OF RECEIVED : 24 March 2022

DATE OF ISSUED : 26 March 2022

Report of calibration screening must not be taken in part. Except complete. Without the approval of the Calibration Laboratory Co., Ltd.

Calibrated By : Oranut Kamchatphai
Calibration Engineer



Approved By : Mongkol Yotsoontorn
Authorized Signatory
26 March 2022



This Calibration Certificate documents the traceability to national standards, which realize the units of measurement according to the International System of Units (SI)

Certificate No. Q22031297

F3-011-04/01-12

page 1 of 3



@clccalibration

REPORT OF CALIBRATION

FOR

NOMENCLATURE : **DIGITAL THERMOHYGRO METER**
[THERMAL ENVIRONMENT MONITOR]

MANUFACTURER : **3M**

MODEL / TYPE : **QUESTemp°32**

SERIAL NO. : **TPH050015**

DATE OF CALIBRATION : **25 March 2022**

ENVIRONMENT CONDITIONS :

Temperature : $(23 \pm 2) ^\circ\text{C}$

Relative Humidity : $(55 \pm 10) \% \text{RH}$

PROCEDURE USED :

This instrument was calibrated under procedure No. **WI-305-74**. The calibration was performed by using Chilled Mirror Hygrometer and Temperature & Humidity Chamber which maintained by the Calibration Laboratory Co., Ltd.

REFERENCE STANDARD USED :

Chilled Mirror Hygrometer, Edgetech Model Dew Master S/N. 36151.

Temperature & Humidity Chamber, PGC Model 9141-5114 S/N.0802282.

TRACEABILITY :

The measurements are traceable to International System of Units (SI) , through Thunder Scientific Corporation.
Certificate No. 19317, Due Date 09 July 2022.

UNCERTAINTY :

The reported expanded uncertainty of measurement is stated as the standard uncertainty of measurement multiplied by the coverage factor $k = 2,00$ which for a normal distribution corresponds to a coverage probability of approximately 95 %.
It has been evaluated according to the "Evaluation of the Uncertainty of Measurement in Calibration (EA-4/02 M:2021)"

Certificate No. Q22031297

F3-011-04/01-12

page 2 of 3



CONDITION OF CALIBRATION ITEM : GOOD

MEASUREMENT RESULTS : (X) without adjustment () adjustment

The table in the following gives the calibration results and associated measurement uncertainties of the measuring digital thermohygro meter [thermal environment monitor].

CALIBRATION DATA

1. CORRECTION OF TEMPERATURE : WET

Test point (° C)	Actual Temperature (° C)	DUC Reading (° C)	Correction (° C)	Uncertainty ± (° C)
30.0	30.03	30.2	-0.17	0.40
35.0	35.00	35.1	-0.10	
40.0	40.03	40.2	-0.17	

2. CORRECTION OF TEMPERATURE : DRY

Test point (° C)	Actual Temperature (° C)	DUC Reading (° C)	Correction (° C)	Uncertainty ± (° C)
30.0	30.03	30.2	-0.17	0.40
35.0	35.00	35.1	-0.10	
40.0	40.03	40.2	-0.17	

3. CORRECTION OF TEMPERATURE : GLOBE BULB

Test point (° C)	Actual Temperature (° C)	DUC Reading (° C)	Correction (° C)	Uncertainty ± (° C)
30.0	30.03	30.2	-0.17	0.40
35.0	35.00	35.1	-0.10	
40.0	40.03	40.0	+0.03	

Note. The Scope of Accredited TISI Certificate No. 19C087/0655 Issue 1 Page 36 of 111

This report is valid for the above stated instrument/s only.

End of Certificate

Certificate No. Q22031297

F3-011-04/01-12

page 3 of 3





บริษัท เอส.พี.เอส. คอนซัลติ้ง เซอร์วิส จำกัด

S.P.S. CONSULTING SERVICE CO., LTD.

7 ซอยพหลโยธิน 24 ถนนพหลโยธิน แขวงจอมพล เขตจตุจักร กรุงเทพฯ 10900
7 Soi Phaholyothin 24, Phaholyothin Rd., Jompol, Chatuchak, Bangkok 10900
Tel : (662) 939-4370-72. Fax : (662) 513-4221. E-mail : sale@spscon.com., www.spscon.com

Heat B002_4/22

Heat Stress WBGT Meter Verification Report			
Verification Data			
Heat Stress WBGT Meter No.	: B32	Verification Date	: 17 April 2022
Brand	: 3M	Ambient Temp.	: 24.5 °C
Model	: QUESTemp ^o 32	Barometric Pressure	: 1011 mmbar
Serial No.	: TPH050015	Relative Humidity	: 49 %
Verification Module (Electronic Sensor Check) :			
Verification Module No. : 21 WB = 12.5 °C , DB = 47.1 °C , G = 69.3 °C			
Result of Verification : Without Adjustment			
Wet Probe Temperature Measurement			
Verification Module Reading (°C)	UUC* Reading (°C)	Correction (°C)	Tolerance Limit (°C)
12.5	12.3	0.2	± 0.5
Dry Probe Temperature Measurement			
Verification Module Reading (°C)	UUC* Reading (°C)	Correction (°C)	Tolerance Limit (°C)
47.1	46.9	0.2	± 0.5
Globe Probe Temperature Measurement			
Verification Module Reading (°C)	UUC* Reading (°C)	Correction (°C)	Tolerance Limit (°C)
69.3	69.4	-0.1	± 0.5
UUC* = UNIT UNDER CALIBRATION			

Verified by : Phakhinai Khongkomnerd
(Mr. Phakhinai Khongkomnerd)

Approved by : Peera Detudom
(Mr. Peera Detudom)